

# STATISTICS

2 0 2 3 / 2 4



**A1 Grade and A3 Grade Premiers**

*Sandy Creek Cricket Club* 

## Sponsors

Sandy Creek CC would like to thank all our sponsors for their generosity (website links on images in the pdf version):



# Index

<b>INDEX .....</b>	<b>1</b>
<b>KEY TO STATISTICS .....</b>	<b>3</b>
<b>PREMIERSHIP SUPPLEMENT .....</b>	<b>4</b>
A-Grade .....	6
B-Grade .....	9
<b>NEW CLUB RECORD SCORE – ETHAN MORROW 317NO .....</b>	<b>14</b>
<b>2023/24 STATISTICS.....</b>	<b>15</b>
A-Grade .....	15
B-Grade .....	17
C-Grade.....	19
D-Grade.....	21
<b>2023/24 MILESTONES AND RECORDS .....</b>	<b>23</b>
<b>CAREER STATISTICS – CURRENT PLAYERS.....</b>	<b>26</b>
Adams, A. – Cheshire, S. ....	26
Chesson, M. – Cross, B.....	27
Dalwood, B. – East, M.....	28
East, Z. – Gattermayr, B.....	29
Grantham, E. – Greenlees, R.....	30
Gum, N. – Handtke, R. ....	31
Hassold, J. – Hill, L.....	32
Horsburgh, R. – Karlovcec, D.....	33
Kells, E. – Kokot, A.....	34
Kreutner, Z. – Laycock, J.....	35
Martin, B. – Moorhouse, H.....	36
Morrow, E. – Newbound, B.....	37
O’Brien, W. – Price, M.....	38
Pullman, A. – Riggs, L.....	39
Riggs, Sam – Roberts, H.....	40
Roberts, J. – Rosenberg, H.....	41
Rosenzweig, C. – Sibbick, J.....	42
Sibbick, O. – Spangler, M.....	43
Stork, R. – Traeger, A.....	44
Wallwork, A. – Wills, B.....	45
<b>CLUB HISTORY – BLCA.....</b>	<b>46</b>
<b>CAREER RECORDS – MOST GAMES.....</b>	<b>47</b>
Most Games – Club.....	47
Most Games By Grade.....	48
<b>CAREER RECORDS – CLUB .....</b>	<b>49</b>
Batting .....	49
Bowling.....	50
<b>BLCA RECORDS – CLUB.....</b>	<b>51</b>
Batting .....	51
Bowling.....	52

# Index

<b>BLCA RECORDS – A-GRADE / A1 .....</b>	<b>53</b>
Batting .....	53
Bowling.....	54
<b>BLCA RECORDS – B-GRADE.....</b>	<b>55</b>
Batting .....	55
Bowling.....	56
<b>BLCA RECORDS – C-GRADE.....</b>	<b>57</b>
Batting .....	57
Bowling.....	58
<b>BLCA RECORDS – D-GRADE.....</b>	<b>59</b>
Batting .....	59
Bowling.....	60
<b>BLCA RECORDS – A2 .....</b>	<b>61</b>
Batting .....	61
Bowling.....	62
<b>BLCA RECORDS – A3 .....</b>	<b>63</b>
Batting .....	63
Bowling.....	64
<b>BLCA RECORDS – A4 .....</b>	<b>65</b>
Batting .....	65
Bowling.....	66
<b>BLCA RECORDS – A5 .....</b>	<b>67</b>
Batting .....	67
Bowling.....	68
<b>T20 RECORDS.....</b>	<b>69</b>
Batting .....	69
Bowling.....	69
<b>CLUB RECORDS – HIGHEST SCORES AND BEST BOWLING .....</b>	<b>70</b>
<b>CLUB RECORDS – BEST SEASONS .....</b>	<b>71</b>
Most Runs in a Season – Club.....	71
Most Wickets in a Season – Club.....	71
Best Seasons Batting – BLCA – Club .....	72
Best Seasons Bowling – BLCA – Club.....	73
Best Seasons Batting / Bowling – BLCA – A-Grade / A1 .....	74
Best Seasons Batting / Bowling – BLCA – B-Grade .....	75
Best Seasons Batting / Bowling – BLCA – C-Grade .....	76
Best Seasons Batting / Bowling – BLCA – D-Grade .....	77
Best Seasons Batting / Bowling – BLCA – A2.....	78
Best Seasons Batting / Bowling – BLCA – A3.....	79
Best Seasons Batting / Bowling – BLCA – A4.....	80
Best Seasons Batting / Bowling – BLCA – A5.....	81
<b>CLUB RECORDS – PARTNERSHIPS .....</b>	<b>82</b>
<b>BLCA RECORDS – PARTNERSHIPS .....</b>	<b>84</b>

# Key to Statistics

## Batting

Label	Meaning	Description
<b>M</b>	Matches	Number of games played
<b>I</b>	Innings	Number of times the player batted
<b>NO</b>	Not Out	Number of times the player was not dismissed
<b>HS</b>	Highest Score	The player's highest run tally in an individual innings. Suffixed with an asterisk if not out.
<b>Runs</b>	Total Runs	The total number of runs made by the player
<b>Ave</b>	Average	Average number of runs per completed innings, ie runs ÷ (innings - not outs)
<b>100s</b>	Hundreds	Number of times the player scored over 100 in an innings
<b>50s</b>	Fifties	Number of times the player scored between 50 and 99 in an innings
<b>0s</b>	Ducks	Number of times the player was dismissed before scoring a run
<b>DNB</b>	Did Not Bat	Shown in the HS column when the player hasn't batted this season.

## Bowling

Label	Meaning	Description
<b>G</b>	Games	Number of games played
<b>O</b>	Overs	Number of overs bowled (Unfinished overs displayed as Overs.Balls)
<b>M</b>	Maidens	Number of overs bowled where no runs were scored off the bat, or via wides or no-balls.
<b>Runs</b>	Runs	Number of runs attributed to the bowler (ie, off the bat, or via wides and no-balls)
<b>W</b>	Wickets	Number of wickets taken
<b>Ave</b>	Average	Average runs per wicket, ie. Runs ÷ Wickets
<b>Best</b>	Best Bowling	This shows the bowling figures (as Wickets/Runs) when the bowler has taken the most wickets for the least number of runs (with wickets being the main factor, ie. 2/20 is better than 1/5).
<b>5WI</b>	5 Wickets in an Innings	Number of innings in which the bowler claimed at least 5 wickets
<b>Str</b>	Strike Rate	The average number of balls bowled for each wicket, ie. (Completed Overs x 6 + Remaining Balls) ÷ Wickets
<b>Eco</b>	Economy Rate	The average number of conceded runs per over, ie Runs ÷ Overs

**NOTE:** All T20 statistics relate to the T20 specific competition and do not include T20 games from the normal competition.

# Premiership Supplement – A-Grade

## Semi Final

Having finished top of the ladder, Sandy Creek hosted Greenock for the A1's Semi Final.

Skipper Rhys Handtke lost the toss and the Cockies took to the field. For a while Greenock looked like posting a really big score. Greenock skipper Ben Thiel made the most of a dropped slips catch, caressing boundaries at will on his way to a classy 34.

But when Sandy Creek official club legend John Warner arrived at the ground, current superstar Jamie Diener suddenly kicked into gear, running through the Schlungers lineup with 5/10 in his next 4 overs. Bowling quicker off a two step run up than normal humans bowl off 20 paces, Jamie made sure he fulfilled his fiancée Jaymee's demands of a 6 wicket haul, taking 6/40 from 15 overs, as Greenock suffered a collapse of 9/33 to be 9 wickets down for just 69.

But when the tenth wicket didn't fall in the next five overs, Rooster came on for a second spell and the murmurs started in the crowd. "Is Riggsy injured?" "Why isn't he bowling Riggsy?" "Didn't Riggsy take 3/3 against this mob just last week?" "If you're good enough to almost get your face on a beer can, surely you're good enough to bowl to the Schlungers tail?"

Four overs later, Rooster ran out of steam and handed the ball to, you guessed it, Josh Riggs. And Riggsy took all of one delivery to finish things off - 1 ball, 1 wicket. Giddy up! Put the man on a can!

However, the 45 run last wicket partnership was Greenock's largest and gave them something to bowl at, with 114 on the board.

Sandy Creek		CRICKET CLUB	
A1 GRADE MATCH AGAINST		Greenock	CRICKET CLUB
PLAYED AT		Curdnatta Park	OVAL
DATES		2/3/24 - 3/3/24	
1st Innings OF		Greenock	CLUB
MATCH RESULT		Sandy Creek won first innings	
UMPIRES		&	
Over	Score	Over	Score
1	5	51	
2	9	52	
3	10	53	
4	15	54	
5	20	55	
6	21	56	
7	24	57	
8	M	58	
9	28	59	
10	35	60	
11	36	61	
12	1/37	62	
13	M	63	
14	2/45	64	
15	47	65	
16	4/47	66	
17	48	67	
18	5/49	68	
19	6/53	69	
20	M	70	
21	56	71	
22	7/58	72	
23	M	73	
24	M	74	
25	62	75	
26	64	76	
27	M	77	
28	8/65	78	
29	9/69	79	
30	70	80	
31	74	81	
32	78	82	
33	79	83	
34	83	84	
35	85	85	
36	88	86	
37	97	87	
38	102	88	
39	103	89	
40	104	90	
41	106	91	
42	114	92	
43		93	
44		94	
45		95	
46		96	
47		97	
48		98	
49		99	
50		100	

Time In	Time Out	Minutes Batted	Balls Faced	Batsman	Runs as Scored	How Out	Bowler	Total	
			32	1	J Birchard	4-----21---1 //	bowled	J Diener	8
			45	2	B Thiel (c)	4-----41-4-1-1---2---4-4-44- //	c Z Kreutner	J Diener	34
			25	3	H Noack	3-----2-1-1- //	c D Jones	R Handtke	5
			3	4	D Roennfeldt	- //	lbw	J Diener	0
			2	5	D Birchard	- //	lbw	J Diener	0
			4	6	S Nitschke (†)	- //	lbw	J Diener	0
			77	7	M Bannon	-----2-----4-----1-4-----1-4-21-1-1-1-2- //	lbw	J Riggs	33
			7	8	W Schluter-Prouse	-4-2 //	c Z Kreutner	J Diener	7
			16	9	B Roennfeldt	-----2- //	run out		2
			7	10	L Birchard	-1-4 //	c D Jones	W O'Brien	5
			36	11	J Fowler	4-----2-----4-44- //	not out		18
				12					

Balls	Mins	BYES	LEG BYES	WIDES	NO BALLS	PEN. RUNS	Wicketkeeper	Name	Runs	Total Score	Wickets
50	115		1							114	10
100	229										
150											
200											
250											
300											
350											
400											
450											
500											
550											
600											

WICKET FALL - SCORE	1 For 36	2 For 45	3 For 47	4 For 47	5 For 49	6 For 49	7 For 58	8 For 64	9 For 69	10 For 114																
OUTGOING BATSMAN	J Birchard	B Thiel	D Roennfeldt	D Birchard	S Nitschke	H Noack	W Schluter-Prouse	B Roennfeldt	L Birchard	M Bannon																
NOT OUT BATSMAN	B Thiel	H Noack	H Noack	H Noack	H Noack	M Bannon	M Bannon	M Bannon	J Fowler																	
BOWLER	1	2	3	4	5	6	7	8	9	10	11	12	13	14	15	16	17	18	19	20	Overs	Maidens	No Balls	Wides	Runs	Wickets
1 R Handtke																										
2 J Diener																										
3 W O'Brien																										
4 R Stork																										
5 J Riggs																										
6																										
7																										
8																										
9																										

# Premiership Supplement – A-Grade

The chase started with a couple of hiccups, Zac Kreutner and Riley Greenlees back in the sheds inside the first 11 overs. But Rooster was intent on leading from the front and he strode to the wicket with purpose and proceeded to play the Schlungers attack to all parts of the ground. Rooster smacked 4 sixes and 6 fours in his 64 not out off 71 balls while opening bat Will O'Brien made a valuable supporting 27 not out at the other end. When stumps were called, the game was called, with Sandy's 2/117 already three runs ahead of Greenock's total with 8 wickets remaining.

Over	Score	Over	Score
1	M	51	
2	6	52	
3	12	53	
4	1/12	54	
5	M	55	
6	16	56	
7	19	57	
8	24	58	
9	28	59	
10	29	60	
11	2/35	61	
12	39	62	
13	M	63	
14	M	64	
15	41	65	
16	M	66	
17	M	67	
18	45	68	
19	M	69	
20	M	70	
21	46	71	
22	48	72	
23	61	73	
24	M	74	
25	69	75	
26	75	76	
27	82	77	
28	90	78	
29	107	79	
30	112	80	
31	117	81	
32	M	82	
33		83	
34		84	
35		85	
36		86	
37		87	
38		88	
39		89	
40		90	
41		91	
42		92	
43		93	
44		94	
45		95	
46		96	
47		97	
48		98	
49		99	
50		100	

Sandy Creek		CRICKET CLUB																																																																																																																																																																																																																																																																																	
A1 GRADE MATCH AGAINST		Greenock	CRICKET CLUB																																																																																																																																																																																																																																																																																
		PLAYED AT	Curdnatta Park																																																																																																																																																																																																																																																																																
		OVAL	DATES 2/3/24 - 3/3/24																																																																																																																																																																																																																																																																																
<b>1st INNINGS OF Sandy Creek</b>																																																																																																																																																																																																																																																																																			
Time In	Time Out	Minutes Batted	Balls Faced																																																																																																																																																																																																																																																																																
			90																																																																																																																																																																																																																																																																																
Batsman	Runs as Scored	How Out	Bowler																																																																																																																																																																																																																																																																																
1 W O'Brien	1-2.....1-4.....4.....11.....2-4-12-4	not out																																																																																																																																																																																																																																																																																	
2 Z Kreutner (†)	2-4-2-1-1-1	c (unknown)	W Schluter-Prouse																																																																																																																																																																																																																																																																																
3 R Greenlees	4-2-4-1-1	c B Roennfeldt	L Birchard																																																																																																																																																																																																																																																																																
4 R Handtke (c)	24.....2.....11.....6-6-44-2-41-2-6-2-46-1-1	not out																																																																																																																																																																																																																																																																																	
5 J Diener																																																																																																																																																																																																																																																																																			
6 R Horsburgh																																																																																																																																																																																																																																																																																			
7 D Jones																																																																																																																																																																																																																																																																																			
8 D Koch																																																																																																																																																																																																																																																																																			
9 J Riggs																																																																																																																																																																																																																																																																																			
10 H Roberts																																																																																																																																																																																																																																																																																			
11 R Stork																																																																																																																																																																																																																																																																																			
12																																																																																																																																																																																																																																																																																			
<table border="1"> <tr><td>Balls</td><td>4</td></tr> <tr><td>Mins</td><td>4</td></tr> <tr><td>BYES</td><td>4</td></tr> <tr><td>LEG BYES</td><td>0</td></tr> <tr><td>WIDES</td><td>1</td></tr> <tr><td>NO BALLS</td><td>1</td></tr> <tr><td>PEN RUNS</td><td>2</td></tr> <tr><td>Wicketkeeper</td><td></td></tr> <tr><td>Name</td><td></td></tr> <tr><td>Fielding Notes</td><td></td></tr> <tr><td>Wickets Lost</td><td>2</td></tr> <tr><td>Total Score</td><td>117</td></tr> </table>				Balls	4	Mins	4	BYES	4	LEG BYES	0	WIDES	1	NO BALLS	1	PEN RUNS	2	Wicketkeeper		Name		Fielding Notes		Wickets Lost	2	Total Score	117																																																																																																																																																																																																																																																								
Balls	4																																																																																																																																																																																																																																																																																		
Mins	4																																																																																																																																																																																																																																																																																		
BYES	4																																																																																																																																																																																																																																																																																		
LEG BYES	0																																																																																																																																																																																																																																																																																		
WIDES	1																																																																																																																																																																																																																																																																																		
NO BALLS	1																																																																																																																																																																																																																																																																																		
PEN RUNS	2																																																																																																																																																																																																																																																																																		
Wicketkeeper																																																																																																																																																																																																																																																																																			
Name																																																																																																																																																																																																																																																																																			
Fielding Notes																																																																																																																																																																																																																																																																																			
Wickets Lost	2																																																																																																																																																																																																																																																																																		
Total Score	117																																																																																																																																																																																																																																																																																		
<table border="1"> <tr> <th>WICKET FALL - SCORE</th> <th>1 For 12 (0.6 overs)</th> <th>2 For 29 (0.8)</th> <th>3 For</th> <th>4 For</th> <th>5 For</th> <th>6 For</th> <th>7 For</th> <th>8 For</th> <th>9 For</th> <th>10 For</th> </tr> <tr> <td>OUTGOING BATSMAN</td> <td>2 Kreutner (9.05 balls)</td> <td>R Greenlees (9.05)</td> <td></td> <td></td> <td></td> <td></td> <td></td> <td></td> <td></td> <td></td> </tr> <tr> <td>NOT OUT BATSMAN</td> <td>W O'Brien (3.05)</td> <td>W O'Brien (0.05)</td> <td></td> <td></td> <td></td> <td></td> <td></td> <td></td> <td></td> <td></td> </tr> </table>				WICKET FALL - SCORE	1 For 12 (0.6 overs)	2 For 29 (0.8)	3 For	4 For	5 For	6 For	7 For	8 For	9 For	10 For	OUTGOING BATSMAN	2 Kreutner (9.05 balls)	R Greenlees (9.05)									NOT OUT BATSMAN	W O'Brien (3.05)	W O'Brien (0.05)																																																																																																																																																																																																																																																							
WICKET FALL - SCORE	1 For 12 (0.6 overs)	2 For 29 (0.8)	3 For	4 For	5 For	6 For	7 For	8 For	9 For	10 For																																																																																																																																																																																																																																																																									
OUTGOING BATSMAN	2 Kreutner (9.05 balls)	R Greenlees (9.05)																																																																																																																																																																																																																																																																																	
NOT OUT BATSMAN	W O'Brien (3.05)	W O'Brien (0.05)																																																																																																																																																																																																																																																																																	
<table border="1"> <thead> <tr> <th>BOWLER</th> <th>1</th> <th>2</th> <th>3</th> <th>4</th> <th>5</th> <th>6</th> <th>7</th> <th>8</th> <th>9</th> <th>10</th> <th>11</th> <th>12</th> <th>13</th> <th>14</th> <th>15</th> <th>16</th> <th>17</th> <th>18</th> <th>19</th> <th>20</th> <th>Overs</th> <th>Maidens</th> <th>No Balls</th> <th>Wides</th> <th>Runs</th> <th>Wickets</th> </tr> </thead> <tbody> <tr> <td>1 J Fowler</td> <td>1</td> <td>2</td> <td>3</td> <td>4</td> <td>5</td> <td>6</td> <td>7</td> <td>8</td> <td>9</td> <td>10</td> <td>11</td> <td>12</td> <td>13</td> <td>14</td> <td>15</td> <td>16</td> <td>17</td> <td>18</td> <td>19</td> <td>20</td> <td>7</td> <td>2</td> <td></td> <td></td> <td>28</td> <td>0</td> </tr> <tr> <td>2 W Schluter-Prouse</td> <td>1</td> <td>2</td> <td>3</td> <td>4</td> <td>5</td> <td>6</td> <td>7</td> <td>8</td> <td>9</td> <td>10</td> <td>11</td> <td>12</td> <td>13</td> <td>14</td> <td>15</td> <td>16</td> <td>17</td> <td>18</td> <td>19</td> <td>20</td> <td>6</td> <td>2</td> <td>1</td> <td></td> <td>20</td> <td>1</td> </tr> <tr> <td>3 B Thiel</td> <td>1</td> <td>2</td> <td>3</td> <td>4</td> <td>5</td> <td>6</td> <td>7</td> <td>8</td> <td>9</td> <td>10</td> <td>11</td> <td>12</td> <td>13</td> <td>14</td> <td>15</td> <td>16</td> <td>17</td> <td>18</td> <td>19</td> <td>20</td> <td>7</td> <td>4</td> <td></td> <td>1</td> <td>10</td> <td>0</td> </tr> <tr> <td>4 L Birchard</td> <td>1</td> <td>2</td> <td>3</td> <td>4</td> <td>5</td> <td>6</td> <td>7</td> <td>8</td> <td>9</td> <td>10</td> <td>11</td> <td>12</td> <td>13</td> <td>14</td> <td>15</td> <td>16</td> <td>17</td> <td>18</td> <td>19</td> <td>20</td> <td>3</td> <td>1</td> <td></td> <td></td> <td>8</td> <td>1</td> </tr> <tr> <td>5 B Roennfeldt</td> <td>1</td> <td>2</td> <td>3</td> <td>4</td> <td>5</td> <td>6</td> <td>7</td> <td>8</td> <td>9</td> <td>10</td> <td>11</td> <td>12</td> <td>13</td> <td>14</td> <td>15</td> <td>16</td> <td>17</td> <td>18</td> <td>19</td> <td>20</td> <td>4</td> <td>2</td> <td></td> <td></td> <td>14</td> <td>0</td> </tr> <tr> <td>6 D Birchard</td> <td>1</td> <td>2</td> <td>3</td> <td>4</td> <td>5</td> <td>6</td> <td>7</td> <td>8</td> <td>9</td> <td>10</td> <td>11</td> <td>12</td> <td>13</td> <td>14</td> <td>15</td> <td>16</td> <td>17</td> <td>18</td> <td>19</td> <td>20</td> <td>4</td> <td>1</td> <td></td> <td></td> <td>16</td> <td>0</td> </tr> <tr> <td>7 D Roennfeldt</td> <td>1</td> <td>2</td> <td>3</td> <td>4</td> <td>5</td> <td>6</td> <td>7</td> <td>8</td> <td>9</td> <td>10</td> <td>11</td> <td>12</td> <td>13</td> <td>14</td> <td>15</td> <td>16</td> <td>17</td> <td>18</td> <td>19</td> <td>20</td> <td>1</td> <td>0</td> <td>1</td> <td></td> <td>17</td> <td>0</td> </tr> <tr> <td>8</td> <td></td> <td></td> <td></td> <td></td> <td></td> <td></td> <td></td> <td></td> <td></td> <td></td> <td></td> <td></td> <td></td> <td></td> <td></td> <td></td> <td></td> <td></td> <td></td> <td></td> <td></td> <td></td> <td></td> <td></td> <td></td> <td></td> <td></td> </tr> <tr> <td>9</td> <td></td> <td></td> <td></td> <td></td> <td></td> <td></td> <td></td> <td></td> <td></td> <td></td> <td></td> <td></td> <td></td> <td></td> <td></td> <td></td> <td></td> <td></td> <td></td> <td></td> <td></td> <td></td> <td></td> <td></td> <td></td> <td></td> <td></td> </tr> </tbody> </table>				BOWLER	1	2	3	4	5	6	7	8	9	10	11	12	13	14	15	16	17	18	19	20	Overs	Maidens	No Balls	Wides	Runs	Wickets	1 J Fowler	1	2	3	4	5	6	7	8	9	10	11	12	13	14	15	16	17	18	19	20	7	2			28	0	2 W Schluter-Prouse	1	2	3	4	5	6	7	8	9	10	11	12	13	14	15	16	17	18	19	20	6	2	1		20	1	3 B Thiel	1	2	3	4	5	6	7	8	9	10	11	12	13	14	15	16	17	18	19	20	7	4		1	10	0	4 L Birchard	1	2	3	4	5	6	7	8	9	10	11	12	13	14	15	16	17	18	19	20	3	1			8	1	5 B Roennfeldt	1	2	3	4	5	6	7	8	9	10	11	12	13	14	15	16	17	18	19	20	4	2			14	0	6 D Birchard	1	2	3	4	5	6	7	8	9	10	11	12	13	14	15	16	17	18	19	20	4	1			16	0	7 D Roennfeldt	1	2	3	4	5	6	7	8	9	10	11	12	13	14	15	16	17	18	19	20	1	0	1		17	0	8																												9																											
BOWLER	1	2	3	4	5	6	7	8	9	10	11	12	13	14	15	16	17	18	19	20	Overs	Maidens	No Balls	Wides	Runs	Wickets																																																																																																																																																																																																																																																									
1 J Fowler	1	2	3	4	5	6	7	8	9	10	11	12	13	14	15	16	17	18	19	20	7	2			28	0																																																																																																																																																																																																																																																									
2 W Schluter-Prouse	1	2	3	4	5	6	7	8	9	10	11	12	13	14	15	16	17	18	19	20	6	2	1		20	1																																																																																																																																																																																																																																																									
3 B Thiel	1	2	3	4	5	6	7	8	9	10	11	12	13	14	15	16	17	18	19	20	7	4		1	10	0																																																																																																																																																																																																																																																									
4 L Birchard	1	2	3	4	5	6	7	8	9	10	11	12	13	14	15	16	17	18	19	20	3	1			8	1																																																																																																																																																																																																																																																									
5 B Roennfeldt	1	2	3	4	5	6	7	8	9	10	11	12	13	14	15	16	17	18	19	20	4	2			14	0																																																																																																																																																																																																																																																									
6 D Birchard	1	2	3	4	5	6	7	8	9	10	11	12	13	14	15	16	17	18	19	20	4	1			16	0																																																																																																																																																																																																																																																									
7 D Roennfeldt	1	2	3	4	5	6	7	8	9	10	11	12	13	14	15	16	17	18	19	20	1	0	1		17	0																																																																																																																																																																																																																																																									
8																																																																																																																																																																																																																																																																																			
9																																																																																																																																																																																																																																																																																			







# Premiership Supplement - A-Grade

gaps and running like rabbits - turning dots into ones and ones into twos. As the score progressed from 10 to 30, to 50, to 80, to 100 and beyond, the South Gawler crowd were noticeably quieter than they were the day before, as the body language of the fielding side also started to wilt in the sun.

The openers were keeping pace with each other early on, pushing each other along. Kreuts passed the half century mark first, but then Wilbur really crunched through the gears, racing past 50 and through to the nineties in quick time. It didn't matter what they bowled, WOB was seeing them like basketballs. His six off Mathew Stewart to move from 81 to 87 was the shot of the day - the sound of leather on willow was phenomenal! Three overs later and Wilbur brought up his hundred - his first hundred in senior cricket and the first hundred in a chase in a Barossa and Light Grand Final in at least 15 years and possibly longer. What a time to do it - the stuff that childhood dreams are made of - an innings full of class and maturity!

But Dave Golder wasn't going down without a fight. Bowling with a beautiful combination of flight, drift and turn with the occasional arm ball, his switch to the northern end allowed him some sharp turn past the inside edge of Zac Kreutner's blade to rattle his stumps the very next over after Wilbur's ton. It was a brilliant innings from Kreuts from start to finish and he should be incredibly proud of his contribution to the win.

Riley Greenlees and Wilbur saw us through to tea at 1/179, needing 73 runs at 2.09 runs per over. When Smith trapped G for 7, then bowled Wilbur for 115 in his next over, then Goldie joined the party with the key wicket of Jamie Diener for just 5, the Lions were up and about - 4/211 and very much into the middle order. But Rooster wasn't in a mood to mess around - a boundary from his very first ball showing positive intent from the start. A 37 run partnership in 39 balls between Rooster and Hudson "Chop" Roberts got us to within 4 runs of victory when Rooster was bowled by Goldie while trying to launch him over the fence for the win, then hearts were aflutter again when Bear was bowled for a duck and DK was a sacrificial lamb run out at the bowler's end while trying to scamper through for the tie.

But with ice running through his veins, Hudson Roberts calmly launched Goldie over midwicket for four the very next ball, turning to the crowd and reaching for the sky with both arms in celebration before the ball had even reached the fence!

## Sandy Creek CRICKET CLUB

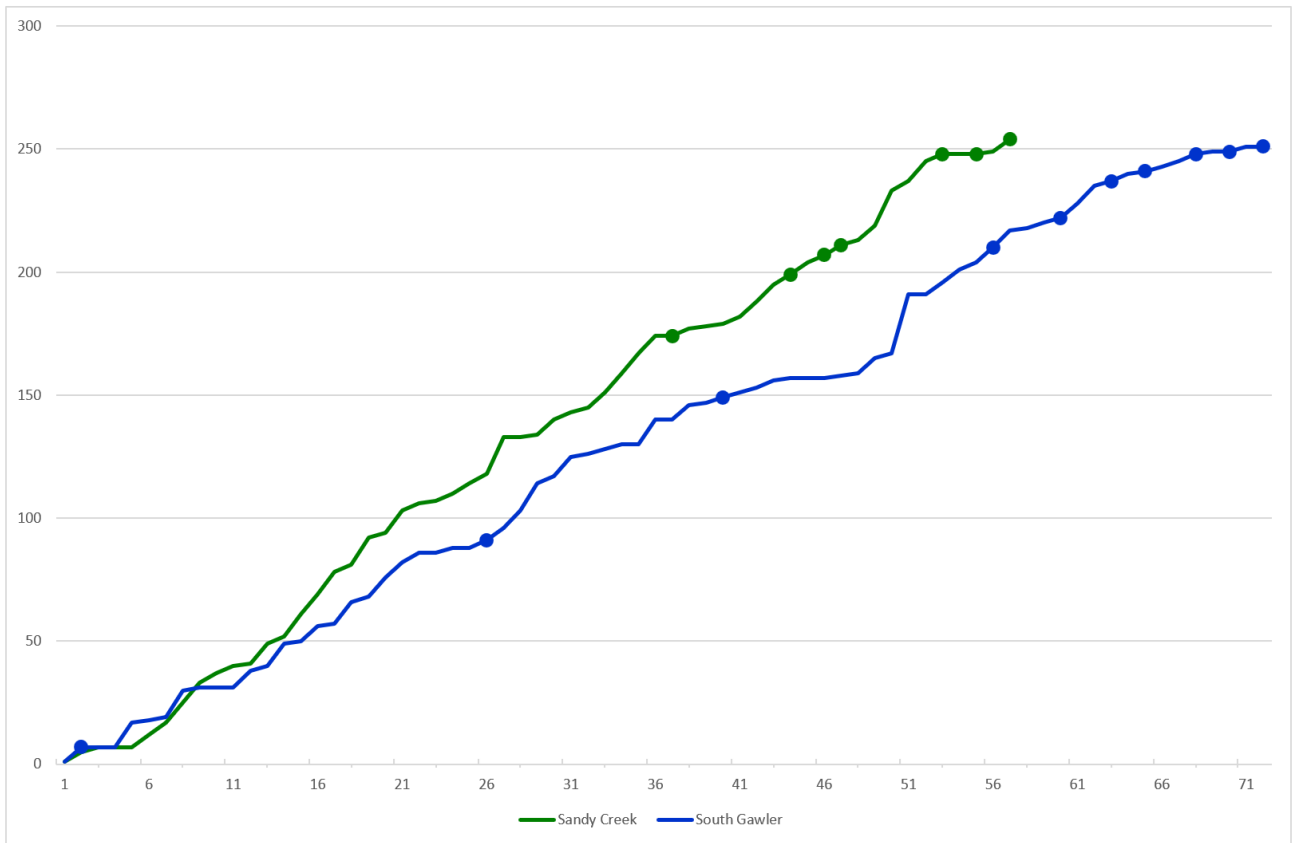
A1 GRADE MATCH AGAINST **South Gawler** CRICKET CLUB PLAYED AT **Curdnatta Park** OVAL DATES **9/3/24 - 10/3/24**

Sandy Creek				CRICKET CLUB												PLAYED AT		OVAL	DATES	
Over	Score	Over	Score													Curdnatta Park			9/3/24 - 10/3/24	
1	1	51	237																	
2	5	52	245																	
3	7	53	5/248																	
4	M	54	M																	
5	M	55	6/248																	
6	12	56	249																	
7	17	57																		
8	25	58																		
9	33	59																		
10	37	60																		
11	40	61																		
12	41	62																		
13	49	63																		
14	52	64																		
15	61	65																		
16	69	66																		
17	78	67																		
18	81	68																		
19	92	69																		
20	94	70																		
21	103	71																		
22	106	72																		
23	107	73																		
24	110	74																		
25	114	75																		
26	118	76																		
27	133	77																		
28	M	78																		
29	134	79																		
30	140	80																		
31	143	81																		
32	145	82																		
33	151	83																		
34	159	84																		
35	167	85																		
36	174	86																		
37	1/174	87																		
38	177	88																		
39	178	89																		
40	179	90																		
41	182	91																		
42	188	92																		
43	195	93																		
44	2/199	94																		
45	204	95																		
46	3/207	96																		
47	4/211	97																		
48	213	98																		
49	219	99																		
50	233	100																		

Sandy Creek				CRICKET CLUB												PLAYED AT		OVAL	DATES																																																																																																																																																																																											
Time In	Time Out	Minutes Batted	Balls Faced													Curdnatta Park			9/3/24 - 10/3/24																																																																																																																																																																																											
				2nd INNINGS OF <b>Sandy Creek</b>																																																																																																																																																																																																										
				CLUB <b>South Gawler</b> CRICKET CLUB <b>Sandy Creek won first innings</b> UMPIRES &																																																																																																																																																																																																										
				<b>Batsman</b>																																																																																																																																																																																																										
				<b>Runs as Scored</b>																																																																																																																																																																																																										
				<b>How Out</b>																																																																																																																																																																																																										
				<b>Bowler</b>																																																																																																																																																																																																										
				<b>Total</b>																																																																																																																																																																																																										
				<table border="1" style="width:100%; border-collapse: collapse;"> <tr> <td>Balls</td> <td>2</td> <td></td> <td></td> <td></td> <td></td> <td></td> <td></td> <td></td> <td></td> <td></td> <td></td> <td></td> <td></td> <td></td> <td></td> <td></td> <td></td> <td></td> <td></td> </tr> <tr> <td>Mins</td> <td></td> <td></td> <td></td> <td></td> <td></td> <td></td> <td></td> <td></td> <td></td> <td></td> <td></td> <td></td> <td></td> <td></td> <td></td> <td></td> <td></td> <td></td> <td></td> </tr> <tr> <td>BYES</td> <td></td> <td></td> <td></td> <td></td> <td></td> <td></td> <td></td> <td></td> <td></td> <td></td> <td></td> <td></td> <td></td> <td></td> <td></td> <td></td> <td></td> <td></td> <td></td> </tr> <tr> <td>LEG BYES</td> <td>2/11</td> <td></td> <td></td> <td></td> <td></td> <td></td> <td></td> <td></td> <td></td> <td></td> <td></td> <td></td> <td></td> <td></td> <td></td> <td></td> <td></td> <td></td> <td></td> </tr> <tr> <td>WIDES</td> <td></td> <td></td> <td></td> <td></td> <td></td> <td></td> <td></td> <td></td> <td></td> <td></td> <td></td> <td></td> <td></td> <td></td> <td></td> <td></td> <td></td> <td></td> <td></td> </tr> <tr> <td>NO BALLS</td> <td></td> <td></td> <td></td> <td></td> <td></td> <td></td> <td></td> <td></td> <td></td> <td></td> <td></td> <td></td> <td></td> <td></td> <td></td> <td></td> <td></td> <td></td> <td></td> </tr> <tr> <td>PEN RUNS</td> <td></td> <td></td> <td></td> <td></td> <td></td> <td></td> <td></td> <td></td> <td></td> <td></td> <td></td> <td></td> <td></td> <td></td> <td></td> <td></td> <td></td> <td></td> <td></td> </tr> <tr> <td>Wicketkeeper</td> <td colspan="2">Name</td> <td colspan="2">Votes</td> <td colspan="2">Total Score</td> <td colspan="2">Wickets</td> <td colspan="2">Runs</td> <td colspan="2">Wickets</td> <td colspan="2">Lost</td> <td colspan="2"></td> <td colspan="2"></td> <td colspan="2"></td> </tr> <tr> <td></td> <td></td> <td></td> <td></td> <td></td> <td></td> <td></td> <td></td> <td></td> <td></td> <td></td> <td></td> <td></td> <td></td> <td></td> <td></td> <td></td> <td></td> <td></td> <td></td> <td></td> <td></td> </tr> </table>																Balls	2																			Mins																				BYES																				LEG BYES	2/11																			WIDES																				NO BALLS																				PEN RUNS																				Wicketkeeper	Name		Votes		Total Score		Wickets		Runs		Wickets		Lost																																	
Balls	2																																																																																																																																																																																																													
Mins																																																																																																																																																																																																														
BYES																																																																																																																																																																																																														
LEG BYES	2/11																																																																																																																																																																																																													
WIDES																																																																																																																																																																																																														
NO BALLS																																																																																																																																																																																																														
PEN RUNS																																																																																																																																																																																																														
Wicketkeeper	Name		Votes		Total Score		Wickets		Runs		Wickets		Lost																																																																																																																																																																																																	
				<table border="1" style="width:100%; border-collapse: collapse;"> <tr> <td>WICKET FALL - SCORE</td> <td>1 For 174 (86.4 overs)</td> <td>2 For 195 (96.0)</td> <td>3 For 206 (99.0)</td> <td>4 For 211 (99.0)</td> <td>5 For 248 (92.8)</td> <td>6 For 248 (94.8)</td> <td>7 For 250 (98.3)</td> <td>8 For</td> <td>9 For</td> <td>10 For</td> </tr> <tr> <td>OUTGOING BATSMAN</td> <td>Z Kreutner 74 (07 bats)</td> <td>R Greenlees 7 (08)</td> <td>W O'Brien 16 (28)</td> <td>J Diener 5 (8)</td> <td>R Handtke 31 (28)</td> <td>R Handtke 31 (28)</td> <td>R Handtke 31 (28)</td> <td>H Roberts 31 (28)</td> <td>H Roberts 31 (28)</td> <td>H Roberts 31 (28)</td> </tr> <tr> <td>NOT OUT BATSMAN</td> <td>W O'Brien 99 (98)</td> <td>W O'Brien 99 (98)</td> <td>R Handtke 9 (08)</td> <td>R Handtke 4 (7)</td> <td>H Roberts 10 (08)</td> <td>H Roberts 10 (08)</td> <td>H Roberts 10 (08)</td> <td></td> <td></td> <td></td> </tr> </table>																WICKET FALL - SCORE	1 For 174 (86.4 overs)	2 For 195 (96.0)	3 For 206 (99.0)	4 For 211 (99.0)	5 For 248 (92.8)	6 For 248 (94.8)	7 For 250 (98.3)	8 For	9 For	10 For	OUTGOING BATSMAN	Z Kreutner 74 (07 bats)	R Greenlees 7 (08)	W O'Brien 16 (28)	J Diener 5 (8)	R Handtke 31 (28)	R Handtke 31 (28)	R Handtke 31 (28)	H Roberts 31 (28)	H Roberts 31 (28)	H Roberts 31 (28)	NOT OUT BATSMAN	W O'Brien 99 (98)	W O'Brien 99 (98)	R Handtke 9 (08)	R Handtke 4 (7)	H Roberts 10 (08)	H Roberts 10 (08)	H Roberts 10 (08)																																																																																																																																																													
WICKET FALL - SCORE	1 For 174 (86.4 overs)	2 For 195 (96.0)	3 For 206 (99.0)	4 For 211 (99.0)	5 For 248 (92.8)	6 For 248 (94.8)	7 For 250 (98.3)	8 For	9 For	10 For																																																																																																																																																																																																				
OUTGOING BATSMAN	Z Kreutner 74 (07 bats)	R Greenlees 7 (08)	W O'Brien 16 (28)	J Diener 5 (8)	R Handtke 31 (28)	R Handtke 31 (28)	R Handtke 31 (28)	H Roberts 31 (28)	H Roberts 31 (28)	H Roberts 31 (28)																																																																																																																																																																																																				
NOT OUT BATSMAN	W O'Brien 99 (98)	W O'Brien 99 (98)	R Handtke 9 (08)	R Handtke 4 (7)	H Roberts 10 (08)	H Roberts 10 (08)	H Roberts 10 (08)																																																																																																																																																																																																							
				<table border="1" style="width:100%; border-collapse: collapse;"> <tr> <td>BOWLER</td> <td>1</td> <td>2</td> <td>3</td> <td>4</td> <td>5</td> <td>6</td> <td>7</td> <td>8</td> <td>9</td> <td>10</td> <td>11</td> <td>12</td> <td>13</td> <td>14</td> <td>15</td> <td>16</td> <td>17</td> <td>18</td> <td>19</td> <td>20</td> <td>Overs</td> <td>Maidens</td> <td>No Balls</td> <td>Wides</td> <td>Runs</td> <td>Wickets</td> </tr> <tr> <td>1 R McCard</td> <td>1</td> <td>3</td> <td>4</td> <td>4</td> <td>5</td> <td>6</td> <td>7</td> <td>7</td> <td>8</td> <td>8</td> <td>9</td> <td>10</td> <td>11</td> <td>12</td> <td>13</td> <td>14</td> <td>15</td> <td>16</td> <td>17</td> <td>18</td> <td>19</td> <td>20</td> <td></td> <td></td> <td></td> <td></td> <td></td> </tr> <tr> <td>2 A Mapstone</td> <td>4</td> <td>4</td> <td>4</td> <td>4</td> <td>4</td> <td>4</td> <td>4</td> <td>4</td> <td>4</td> <td>4</td> <td>4</td> <td>4</td> <td>4</td> <td>4</td> <td>4</td> <td>4</td> <td>4</td> <td>4</td> <td>4</td> <td>4</td> <td>4</td> <td>9</td> <td>3</td> <td></td> <td>44</td> <td>0</td> </tr> <tr> <td>3 R Smith</td> <td>1</td> <td>1</td> <td>1</td> <td>1</td> <td>1</td> <td>1</td> <td>1</td> <td>1</td> <td>1</td> <td>1</td> <td>1</td> <td>1</td> <td>1</td> <td>1</td> <td>1</td> <td>1</td> <td>1</td> <td>1</td> <td>1</td> <td>1</td> <td>11</td> <td>1</td> <td></td> <td>50</td> <td>2</td> </tr> <tr> <td>4 D Golder</td> <td>1</td> <td>1</td> <td>1</td> <td>1</td> <td>1</td> <td>1</td> <td>1</td> <td>1</td> <td>1</td> <td>1</td> <td>1</td> <td>1</td> <td>1</td> <td>1</td> <td>1</td> <td>1</td> <td>1</td> <td>1</td> <td>1</td> <td>1</td> <td>19.2</td> <td>3</td> <td></td> <td>63</td> <td>4</td> </tr> <tr> <td>5 D Kaye</td> <td>1</td> <td>1</td> <td>1</td> <td>1</td> <td>1</td> <td>1</td> <td>1</td> <td>1</td> <td>1</td> <td>1</td> <td>1</td> <td>1</td> <td>1</td> <td>1</td> <td>1</td> <td>1</td> <td>1</td> <td>1</td> <td>1</td> <td>1</td> <td>1</td> <td>1</td> <td>0</td> <td></td> <td>15</td> <td>0</td> </tr> <tr> <td>6 M Stewart</td> <td>1</td> <td>1</td> <td>1</td> <td>1</td> <td>1</td> <td>1</td> <td>1</td> <td>1</td> <td>1</td> <td>1</td> <td>1</td> <td>1</td> <td>1</td> <td>1</td> <td>1</td> <td>1</td> <td>1</td> <td>1</td> <td>1</td> <td>1</td> <td>4</td> <td>0</td> <td></td> <td>18</td> <td>0</td> </tr> </table>																BOWLER	1	2	3	4	5	6	7	8	9	10	11	12	13	14	15	16	17	18	19	20	Overs	Maidens	No Balls	Wides	Runs	Wickets	1 R McCard	1	3	4	4	5	6	7	7	8	8	9	10	11	12	13	14	15	16	17	18	19	20						2 A Mapstone	4	4	4	4	4	4	4	4	4	4	4	4	4	4	4	4	4	4	4	4	4	9	3		44	0	3 R Smith	1	1	1	1	1	1	1	1	1	1	1	1	1	1	1	1	1	1	1	1	11	1		50	2	4 D Golder	1	1	1	1	1	1	1	1	1	1	1	1	1	1	1	1	1	1	1	1	19.2	3		63	4	5 D Kaye	1	1	1	1	1	1	1	1	1	1	1	1	1	1	1	1	1	1	1	1	1	1	0		15	0	6 M Stewart	1	1	1	1	1	1	1	1	1	1	1	1	1	1	1	1	1	1	1	1	4	0		18	0
BOWLER	1	2	3	4	5	6	7	8	9	10	11	12	13	14	15	16	17	18	19	20	Overs	Maidens	No Balls	Wides	Runs	Wickets																																																																																																																																																																																				
1 R McCard	1	3	4	4	5	6	7	7	8	8	9	10	11	12	13	14	15	16	17	18	19	20																																																																																																																																																																																								
2 A Mapstone	4	4	4	4	4	4	4	4	4	4	4	4	4	4	4	4	4	4	4	4	4	9	3		44	0																																																																																																																																																																																				
3 R Smith	1	1	1	1	1	1	1	1	1	1	1	1	1	1	1	1	1	1	1	1	11	1		50	2																																																																																																																																																																																					
4 D Golder	1	1	1	1	1	1	1	1	1	1	1	1	1	1	1	1	1	1	1	1	19.2	3		63	4																																																																																																																																																																																					
5 D Kaye	1	1	1	1	1	1	1	1	1	1	1	1	1	1	1	1	1	1	1	1	1	1	0		15	0																																																																																																																																																																																				
6 M Stewart	1	1	1	1	1	1	1	1	1	1	1	1	1	1	1	1	1	1	1	1	4	0		18	0																																																																																																																																																																																					

# Premiership Supplement – A-Grade



**Back Row:** Riley Horsburgh, Josh Riggs, Riley Greenlees, Ethan Morrow (12th man), Ryan Stork, Dylan Jones, Daniel Koch  
**Front Row:** Jamie Diener, Zac Kreutner, Will O'Brien, Rhys Handtke (Captain), Hudson Roberts

# Premiership Supplement – B-Grade

## Semi Final

Finishing top at the end of the minor round, Sandy Creek hosted Angaston at Lyndoch in the A3 Grade Semi Final, due to the A-Grade playing at home.

With more than half the side over 40 years of age, it's an ideal preparation to not have to back up a Saturday with a Sunday, and Sibbo's side did it in style.

Losing the toss and fielding first, the Cockies ripped through the Panthers for just 41 runs towards the end of the 21st over.

It was such a demolition job that Chloe and Iceman didn't even get a bowl at all, and all of the bowlers who did bowl got at least one wicket.

Sandy Creek		CRICKET CLUB	
A3 GRADE MATCH AGAINST		Angaston	
CLUB		MATCH RESULT	
Sandy Creek won first innings		UMPIRES	
PLAYED AT		Lyndoch Recreation Park	
OVAL		DATES 2/3/24 - 3/3/24	
1	M	51	
2	3	52	
3	M	53	
4	2/5	54	
5	6	55	
6	8	56	
7	3/9	57	
8	13	58	
9	15	59	
10	17	60	
11	M	61	
12	21	62	
13	4/21	63	
14	5/26	64	
15	30	65	
16	6/35	66	
17	7/38	67	
18	8/38	68	
19	9/39	69	
20	M	70	
21		71	
22		72	
23		73	
24		74	
25		75	
26		76	
27		77	
28		78	
29		79	
30		80	
31		81	
32		82	
33		83	
34		84	
35		85	
36		86	
37		87	
38		88	
39		89	
40		90	
41		91	
42		92	
43		93	
44		94	
45		95	
46		96	
47		97	
48		98	
49		99	
50		100	

2nd INNINGS OF		Angaston	
Time In	Time Out	Minutes Batted	Balls Faced
			13
			19
			4
			24
			17
			10
			10
			8
			5
			7
			7
			12

Batsman	Runs as Scored	How Out	Bowler	Total
K Harvey	11	c K Roberts	A Pullman	0
H Schultz	6	bowled	L Hill	6
H Young	1	run out		1
M Harvey (c)	11	lbw	J Sibbick	11
W Moulds	2	c A Kokot	J Roberts	2
L Sibley	7	c K Roberts	J Roberts	7
T Burgess	9	bowled	J Sibbick	9
O Doecke	0	bowled	J Sibbick	0
B Parkinson	0	bowled	J Roberts	0
D Sibley	0	not out		0
J Gaston	2	c C Rosenzweig	C Roberts	2

Balls	Mins	Wickets	Score
0			0
50			0
100			3
150			0
200			0
250			0
300			0
350			0
400			0
450			0
500			0
550			0
600			0

Wicket Fall - Score	1 For 4	2 For 5	3 For 9	4 For 21	5 For 21	6 For 35	7 For 38	8 For 38	9 For 39	10 For 41
OUTGOING BATSMAN	K Harvey	H Young	H Schultz	W Moulds	M Harvey	T Burgess	L Sibley	O Doecke	B Parkinson	J Gaston
NOT OUT BATSMAN	H Schultz	H Schultz	M Harvey	L Sibley	L Sibley	O Doecke	B Parkinson	D Sibley	D Sibley	

Bowler	1	2	3	4	5	6	7	8	9	10	11	12	13	14	15	16	17	18	19	20	Overs	Maidens	No Balls	Wides	Runs	Wickets
L Hill																					6	3			4	1
A Pullman																					4	0		1	11	1
J Sibbick																					6	2			16	3
J Roberts																					4	1		2	8	3
C Roberts																					0.4	0			2	1

In response, we made their score in just eight and a half overs, no wickets down. It was such a convincing win that Chloe Rosenzweig even had time to drive to the A-Grade to get the FrogBox footage working, without any fear of needing to put the pads on.

Opening batsmen Andrew Kokot (68 from 65 balls) and Steve Cheshire (46) had a 101 run opening partnership, ensuring there would be no attempt whatsoever at a reverse outright.

Angaston kept at it for a while, but eventually waved the white flag when we were 3/141 after 30 overs.

# Premiership Supplement – B-Grade

Sandy Creek CRICKET CLUB

A3 GRADE MATCH AGAINST Angaston CRICKET CLUB PLAYED AT Lyndoch Recreation Park OVAL DATES 2/3/24 - 3/3/24

1st INNINGS OF Sandy Creek

CLUB MATCH RESULT Sandy Creek won first innings UMPIRES &

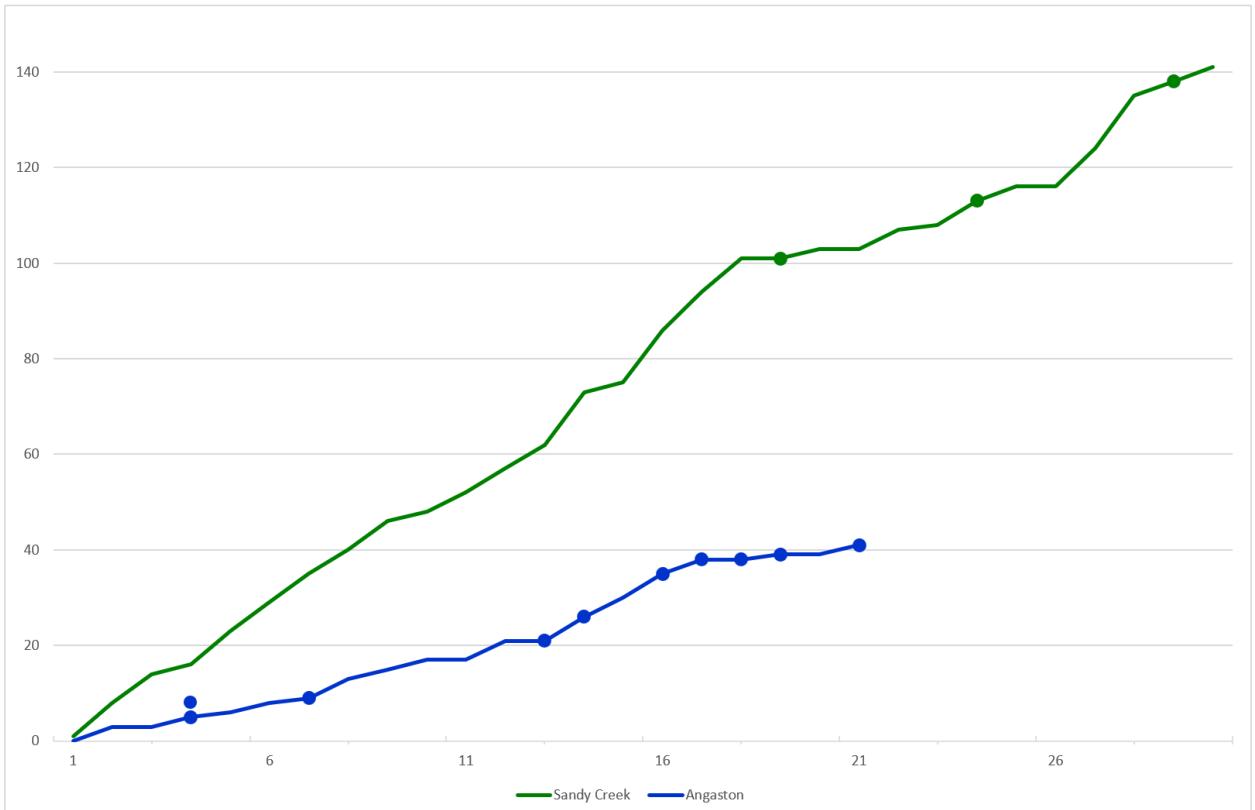
Over	Score	Over	Score
1	1	51	
2	8	52	
3	14	53	
4	16	54	
5	23	55	
6	29	56	
7	35	57	
8	40	58	
9	46	59	
10	48	60	
11	52	61	
12	57	62	
13	62	63	
14	73	64	
15	75	65	
16	86	66	
17	94	67	
18	101	68	
19	1/101	69	
20	103	70	
21	M	71	
22	107	72	
23	108	73	
24	2/113	74	
25	116	75	
26	M	76	
27	124	77	
28	135	78	
29	3/138	79	
30	141	80	
31		81	
32		82	
33		83	
34		84	
35		85	
36		86	
37		87	
38		88	
39		89	
40		90	
41		91	
42		92	
43		93	
44		94	
45		95	
46		96	
47		97	
48		98	
49		99	
50		100	

Time In	Time Out	Minutes Batted	Balls Faced	Batsman	Runs as Scored	How Out	Bowler	Total
		69	1	S Cheshire	.....3-1-2-4-1-4-4-2-12-42.....2-1-1-4-42- //	run out		46
		65	2	A Kokot	2-1-2414-2-12-4-4-1-24-14-4-41412-4-66-1- //	lbw	T Burgess	68
		22	3	I Eckermann	.....2-1-4- //	c K Harvey	O Doecke	7
		21	4	J Sibbick (c)	1-1-4212-1-4- //	not out		12
		4	5	C Roberts	-21	not out		3
			6	M Coldman				
			7	N Gum				
			8	L Hill				
			9	A Pullman				
			10	J Roberts				
			11	K Roberts				
			12					

WICKET FALL - SCORE	1 For 101 (91.2 overs)	2 For 112 (92.5)	3 For 138 (98.3)	4 For	5 For	6 For	7 For	8 For	9 For	10 For
OUTGOING BATSMAN	A Kokot (61 (85 balls))	I Eckermann (7 (25))	S Cheshire (46 (69))							
NOT OUT BATSMAN	S Cheshire (30 (46))	J Sibbick (12 (16))								

BOWLER	1	2	3	4	5	6	7	8	9	10	11	12	13	14	15	16	17	18	19	20	Overs	Maidens	No Balls	Wides	Runs	Wickets
1 D Sibley	0	1	2	3	4	5	6	7	8	9	10	11	12	13	14	15	16	17	18	19	20	4	0	1	20	0
2 J Gaston	2	3	4	5	6	7	8	9	10	11	12	13	14	15	16	17	18	19	20	21	22	7	0		28	0
3 O Doecke	4	5	6	7	8	9	10	11	12	13	14	15	16	17	18	19	20	21	22	23	24	12	1		65	1
4 T Burgess	2	3	4	5	6	7	8	9	10	11	12	13	14	15	16	17	18	19	20	21	22	7	2		25	1



# Premiership Supplement – B-Grade

## Grand Final

Ah, the B-Grade. Premiers on Day 1! Congratulations to Sibbo and the team - clearly the best side in the competition for most of the year, they dominated the Grand Final like they dominated many other games along the way.

After winning the toss, Sibbo broke with tradition and chose to bowl, on a stinking hot Saturday. It was so warm at Lyndoch that Mitch enquired about changing his surname from Coldman to Hotman!

Much like the semi final, we had the opposition on the ropes from the get go - 1/0, 2/1, 3/6, 4/14, 5/19. But unlike the previous week, the Greenock tail put up a bit of a fight, and the last 5 wickets put on another 59 runs before Sibbo trapped their number 11 lbw to put them out of their misery for just 78 at the start of the 43rd over.

Cricketers are a superstitious bunch and Lee "Broken" Hill's cricketing superstition is he always likes to get injured in finals. Broken Hill did so again this year, a calf injury ending his bowling spell at 3 overs, 1/4. Adrian "Tuggers" Pullman was on fire, with 3/3 from 6 overs, Jamie Sibbick finished with 3/12 from 9.1, Corey Roberts had 6 maidens in his 2/11 from 11 overs and Mitch "Hotman" Coldman was the other wicket taker with 1/20.

Sandy Creek		CRICKET CLUB	
A3 GRADE MATCH AGAINST		Greenock	CRICKET CLUB
PLAYED AT		Lyndoch Recreation Park	OVAL
DATES		9/3/24 - 10/3/24	
1	M	51	
2	1/0	52	
3	2/1	53	
4	3	54	
5	6	55	
6	3/6	56	
7	M	57	
8	M	58	
9	M	59	
10	M	60	
11	11	61	
12	M	62	
13	13	63	
14	14	64	
15	4/19	65	
16	5/24	66	
17	32	67	
18	6/32	68	
19	34	69	
20	38	70	
21	39	71	
22	M	72	
23	43	73	
24	44	74	
25	45	75	
26	46	76	
27	47	77	
28	48	78	
29	7/48	79	
30	M	80	
31	52	81	
32	M	82	
33	58	83	
34	M	84	
35	64	85	
36	M	86	
37	69	87	
38	8/70	88	
39	M	89	
40	M	90	
41	71	91	
42	9/78	92	
43	93	93	
44	94	94	
45	95	95	
46	96	96	
47	97	97	
48	98	98	
49	99	99	
50	100	100	

1st Innings OF		Greenock		CLUB		MATCH RESULT		Sandy Creek won first innings		UMPIRES		&	
Time In	Time Out	Minutes Batted	Balls Faced	Batsman		Runs as Scored		How Out		Bowler		Total	
			40	1	J Schultz	112	11	//	c J Sibbick	M Coldman			7
			5	2	D Murray	//			c & b	A Pullman			0
			2	3	R Jenke	//			bowled	L Hill			0
			12	4	G Loffler	31	//		c A Kokot	A Pullman			2
			32	5	C Dahlenberg	41	22	//	c A Pullman	J Sibbick			9
			2	6	T Saegenschmitter (c)	1	//		bowled	J Sibbick			1
			55	7	C Shaw	41	41	//	c A Kokot	A Pullman			22
			62	8	K Fowler	1	1		not out				2
			25	9	K Materne	424	641	//	lbw	C Roberts			21
			15	10	S Alawi	1	14	//	c I Eckermann	C Roberts			6
			3	11	B Teusner (†)	3	//		lbw	J Sibbick			3
				12									

Balls	Mins	BYES	4	Total
50	365	1		4
100		LEG BYES		1
150		WIDES		0
200		NO BALLS		0
250		PEN. RUNS		0
300				
350				
400				
450				
500				
550				
600				

WICKET FALL - SCORE	1 For 0	(15 over)	2 For 1	(24)	3 For 6	(34)	4 For 14	(43)	5 For 19	(53)	6 For 32	(62)	7 For 48	(68)	8 For 69	(72)	9 For 75	(84)	10 For 78	(82)
OUTGOING BATSMAN	D Murray	0 (6 balls)	R Jenke	0 (0)	G Loffler	2 (0)	J Schultz	7 (40)	T Saegenschmitter	1 (0)	C Dahlenberg	9 (50)	C Shaw	22 (53)	K Materne	21 (25)	S Alawi	6 (0)	B Teusner	3 (0)
NOT OUT BATSMAN	J Schultz	0 (6)	J Schultz	1 (0)	J Schultz	4 (10)	C Dahlenberg	5 (28)	C Dahlenberg	9 (50)	C Shaw	11 (21)	K Fowler	2 (0)	K Fowler	2 (5)	K Fowler	2 (5)	K Fowler	2 (5)

BOWLER	1	2	3	4	5	6	7	8	9	10	11	12	13	14	15	16	17	18	19	20	Overs	Maidens	No Balls	Wides	Runs	Wickets
1 L Hill																										
2 A Pullman																										
3 J Roberts																										
4 J Sibbick																										
5 M Coldman																										
6 C Roberts																										
7 C Rosenzweig																										
8																										
9																										

# Premiership Supplement - B-Grade

The chase started nervously, as Greenock opted to mix things up and open their bowling with spin - Grizzly Kokot snicking him up for a golden duck in the first over and then Steve Cheshire following him back to the sheds next over for just 7.

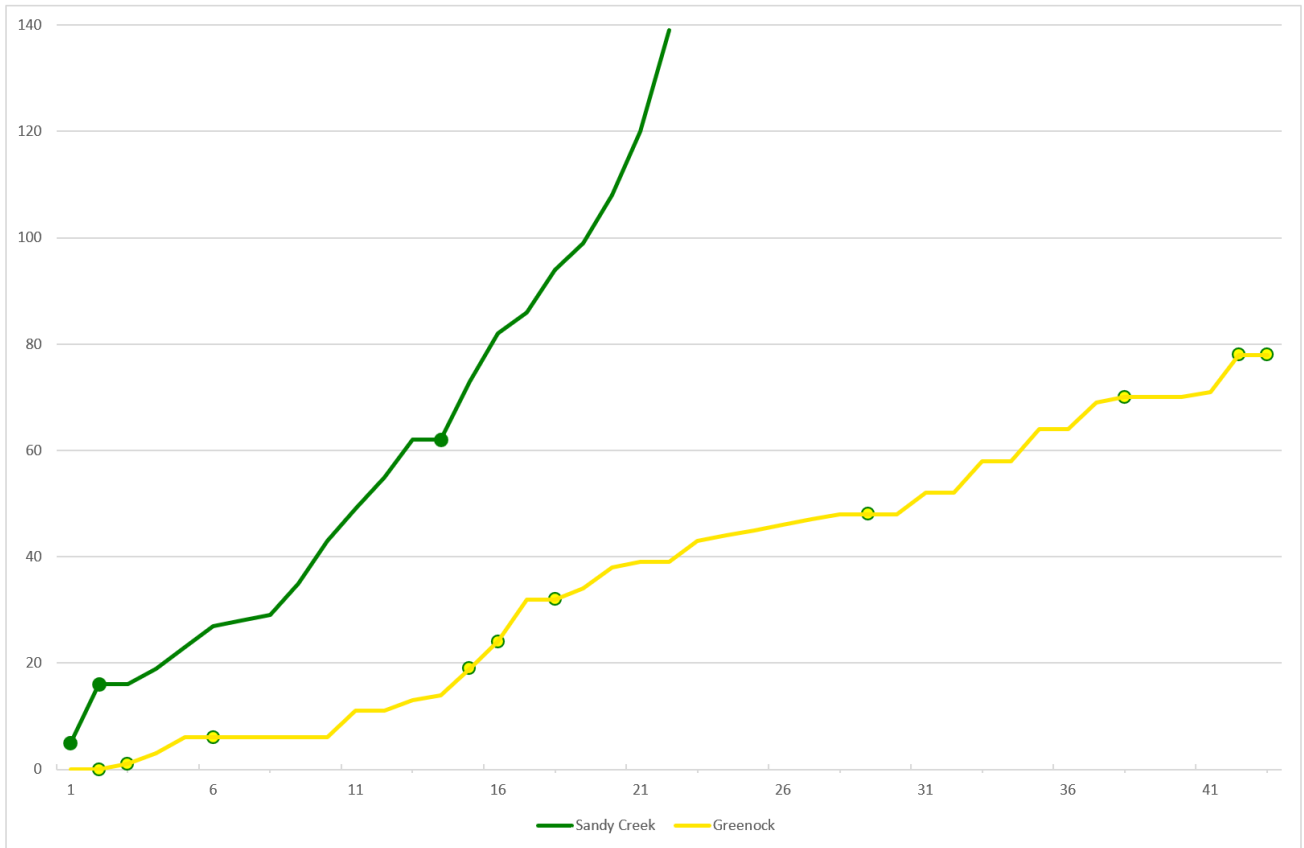
But from there, the steady hand of Isaac Eckermann (10 from 35 balls) supported the attacking skipper, Jamie "Honda" Sibbick (89 not out from 68 balls) to get us within cooee of the total, before Robbo (28 not out from 21 balls) made sure of it when Eckers departed.

When stumps came, the Cockies were 3/139 - first innings win secured and a healthy 61 run lead with 7 wickets in the shed, and Greenock figured their chances of reversing the result on the Sunday were next to nil and the game was called.

Awesome stuff from the B-Grade - congratulations to not only the eleven who played, but everyone who contributed along the way!

A3 GRADE MATCH AGAINST				Sandy Creek		CRICKET CLUB		PLAYED AT		OVAL		DATES	
A3 GRADE MATCH AGAINST				Greenock		CRICKET CLUB		Lyndoch Recreation Park		OVAL		9/3/24 - 10/3/24	
1st INNINGS OF				Sandy Creek		CLUB		MATCH RESULT		Sandy Creek won first innings		UMPIRES	
Over	Score	Over	Score	Time In	Time Out	Minutes Batted	Balls Faced	Batsman	Runs as Scored	How Out	Bowler	Total	
1	1/5	51						S Cheshire	412- //	c K Materne	G Loffler	7	
2	2/16	52						A Kokot	//	c K Materne	C Shaw	0	
3	M	53						I Eckermann	-----2---1-122---11---	c C Dahlenberg	S Alawi	10	
4	19	54						J Sibbick (c)	224-31-3---1---1-4-2---6114-1---6-46-1-1612-2---214-1-246-4	not out		89	
5	23	55						C Roberts	--16-----2-44-461	not out		28	
6	27	56						K Roberts					
7	28	57						C Rosenzweig					
8	29	58						A Pullman					
9	35	59						L Hill					
10	43	60						J Roberts					
11	49	61						M Coldman					
12	55	62											
13	62	63											
14	3/62	64											
15	73	65											
16	82	66											
17	86	67											
18	94	68											
19	99	69											
20	108	70											
21	120	71											
22	139	72											
23		73											
24		74											
25		75											
26		76											
27		77											
28		78											
29		79											
30		80											
31		81											
32		82											
33		83											
34		84											
35		85											
36		86											
37		87											
38		88											
39		89											
40		90											
41		91											
42		92											
43		93											
44		94											
45		95											
46		96											
47		97											
48		98											
49		99											
50		100											

# Premiership Supplement – B-Grade



**Back Row:** Adrian Pullman, Isaac Eckermann, Jasper Roberts, Kurt Roberts, Lee Hill, Nathan Gum (12th man)  
**Front Row:** Mitchell Coldman, Andrew Kokot, Steven Cheshire, Jamie Sibbick (Captain), Chloe Rosenzweig, Corey Roberts

# New Club Record Score – Ethan Morrow 317no



On February 3<sup>rd</sup>, Ethan Morrow smashed the previous club record score of 199, set by Corey Roberts 21 years earlier, making 317 not out in the D-Grade against Freeling.

149 balls, 34 sixes, 15 fours.

After getting to his 100 in 81 balls, he raced from 100 to 300 (102 to 303) in just 64 deliveries!

32 balls from 100 to 200 and another 32 balls from 200 to 300!

Eazy dominated an unbroken 238 run partnership for the third wicket with Angus Adams, with the split: Morrow 215 (68), Adams 19 (30), Extras 4.

His incredible knock propelled us to 2/398 from our 40 overs (yes, that means the other batsmen and extras made 81 between them!), which was always going to be about 300 runs too many.

## Sandy Creek CRICKET CLUB

Over	Score	Over	Score
1	5	51	
2	13	52	
3	25	53	
4	28	54	
5	37	55	
6	42	56	
7	43	57	
8	50	58	
9	62	59	
10	164	60	
11	67	61	
12	77	62	
13	93	63	
14	101	64	
15	104	65	
16	113	66	
17	121	67	
18	126	68	
19	129	69	
20	130	70	
21	140	71	
22	152	72	
23	158	73	
24	2160	74	
25	182	75	
26	192	76	
27	204	77	
28	216	78	
29	236	79	
30	245	80	
31	269	81	
32	283	82	
33	312	83	
34	323	84	
35	327	85	
36	341	86	
37	362	87	
38	373	88	
39	389	89	
40	398	90	
41		91	
42		92	
43		93	
44		94	
45		95	
46		96	
47		97	
48		98	
49		99	
50		100	

1st INNINGS OF		CLUB	MATCH RESULT	UMPIRES	DATES
Sandy Creek		Freeling	Sandy Creek won first innings		3/2/24

Time In	Time Out	Minutes Batted	Balls Faced	Batsman		Runs as Scored	How Out	Bowler	Total
				1	2				
		149	1	E Morrow			not out		317
		19	2	S Riggs			c N Flores	A Hutchinson	18
		43	3	B Gattermayer			bowled	N Flores	36
		30	4	A Adams			not out		19
			5	J Lane					
			6	B Martin					
			7	L Murch					
			8	B Penna					
			9	H Rosenberg					
			10	M Spangler					
			11	R Tappert					
			12						

Balls	Mins	BYES	LEG BYES	WIDES	NO BALLS	PEN. RUNS	Wicketkeeper	Wicket	Total Score	Wickets Lost
50	48								398	
100	79									
150	120									
200	159									
250	181									
300	226									
350	229									
400										
450										
500										
550										
600										

WICKET FALL - SCORE	1 For	2 For	3 For	4 For	5 For	6 For	7 For	8 For	9 For	10 For
OUTGOING BATSMAN	S Riggs	B Gattermayer								
NOT OUT BATSMAN	E Morrow	A Adams								

BOWLER	1	2	3	4	5	6	7	8	9	10	11	12	13	14	15	16	17	18	19	20	Overs	Maidens	No Balls	Wickets	Runs	Wickets
1 R Shaw																					5	0		1	39	0
2 J Ruchs																					6	0		1	41	0
3 A Hutchinson																					7	0			65	1
4 B Kallem																					5	0		2	35	0
5 A Schmidt																					5	0			53	0
6 N Flores																					3	0			24	1
7 C Altmann																					3	0		1	73	0
8 M Ruchs																					6	0	1		66	0
9																										



# 2023/24 Statistics

## 2023/24 A-Grade Batting

Name	M	I	NO	HS	Runs	Ave	100s	50s	0s
Diener, J.	12	11	1	194	<b>520</b>	<b>52.00</b>	2	1	0
Kreutner, Z.	12	13	1	83	<b>483</b>	40.25	0	4	1
O'Brien, W.	11	12	2	115	<b>441</b>	44.10	1	1	0
Handtke, R.	11	11	1	110	<b>279</b>	27.90	1	1	1
Roberts, H.	9	7	3	46*	<b>110</b>	27.50	0	0	1
Greenlees, R.	11	11	1	25	<b>86</b>	8.60	0	0	2
Horsburgh, R.	9	8	2	23*	<b>44</b>	7.33	0	0	3
Coleman, A.	5	3	1	26*	<b>31</b>	15.50	0	0	1
Laycock, J.	2	1	0	30	<b>30</b>	30.00	0	0	0
Jones, D.	12	8	1	15	<b>28</b>	4.00	0	0	4
Riggs, J.	8	6	2	6	<b>20</b>	5.00	0	0	2
Pullman, A.	8	5	0	16	<b>19</b>	3.80	0	0	1
Stork, R.	9	3	1	9*	<b>13</b>	6.50	0	0	1
Cheshire, S.	3	2	0	10	<b>11</b>	5.50	0	0	0
Eckermann, I.	2	2	0	3	<b>5</b>	2.50	0	0	0
Hajdu, Luke	1	1	1	4*	<b>4</b>	-	0	0	0
Koch, D.	3	2	0	2	<b>2</b>	1.00	0	0	1
Werner, I.	1	1	0	1	<b>1</b>	1.00	0	0	0
Hill, L.	2	2	2	1*	<b>1</b>	-	0	0	0
Gum, N.	1	0	0	DNB	<b>0</b>	-	0	0	0
Gray, Sam	1	0	0	DNB	<b>0</b>	-	0	0	0
Morrow, E.	1	0	0	DNB	<b>0</b>	-	0	0	0
Roberts, C.	1	0	0	DNB	<b>0</b>	-	0	0	0
Singh, K.	1	0	0	DNB	<b>0</b>	-	0	0	0

## Partnerships

Wicket	Runs	Batters and Scores		Opposition
1 <sup>st</sup>	174	Z.Kreutner (74)	& W.O'Brien (115)	South Gawler (GF)
2 <sup>nd</sup>	116	Z.Kreutner (81)	& R.Handtke (110)	Nuriootpa
3 <sup>rd</sup>	88	W.O'Brien (27*)	& R.Handtke (64*)	Greenock (SF)
4 <sup>th</sup>	<b>166</b>	<b>J.Diener (153*)</b>	<b>&amp; H.Roberts (46*)</b>	<b>Lyndoch</b>
5 <sup>th</sup>	37	R.Handtke (31)	& H.Roberts (15*)	South Gawler (GF)
6 <sup>th</sup>	31	J.Diener (40)	& S.Cheshire (1)	Tanunda
7 <sup>th</sup>	60	J.Diener (194)	& D.Jones (15)	Mallala
8 <sup>th</sup>	30	A.Pullman (1)	& A.Coleman (26*)	South Gawler
9 <sup>th</sup>	9	D.Jones (6)	& Luke Hajdu (4*)	Tanunda
10 <sup>th</sup>	<b>95</b>	<b>J.Diener (194)</b>	<b>&amp; R.Stork (9*)</b>	<b>Mallala</b>

# 2023/24 Statistics

## 2023/24 A-Grade Bowling

Name	G	O	M	Runs	W	Ave	Best	5WI	Str	Eco
Diener, J.	12	138	33	436	<b>37</b>	11.78	6/32	5	22.4	3.2
Handtke, R.	11	205.2	64	495	<b>35</b>	14.14	5/38	2	35.2	2.4
Riggs, J.	8	47.1	6	155	<b>18</b>	<b>8.61</b>	4/27	0	15.7	3.3
Stork, R.	9	61.4	10	220	<b>15</b>	14.67	6/38	1	24.7	3.6
O'Brien, W.	11	96	23	275	<b>12</b>	22.92	3/24	0	48.0	2.9
Laycock, J.	2	11	1	25	<b>4</b>	6.25	3/8	0	16.5	2.3
Pullman, A.	8	47	8	186	<b>4</b>	46.50	1/2	0	70.5	4.0
Jones, D.	12	7	0	23	<b>3</b>	7.67	2/17	0	14.0	3.3
Hajdu, Luke	1	7	1	37	<b>3</b>	12.33	3/37	0	14.0	5.3
Coleman, A.	5	17	3	56	<b>3</b>	18.67	2/26	0	34.0	3.3
Singh, K.	1	5	2	13	<b>2</b>	6.50	2/13	0	15.0	2.6
Greenlees, R.	11	1.3	0	6	<b>1</b>	6.00	1/6	0	9.0	4.0
Hill, L.	2	9.5	3	23	<b>1</b>	23.00	1/14	0	59.0	2.3

## Team Statistics

<b>Highest Score For:</b>	3/337	at Lyndoch
<b>Lowest Score For:</b>	78	at Angaston
<b>Highest Score Against:</b>	7/254	by South Gawler (Grand Final)
<b>Lowest Score Against:</b>	52	at Lyndoch

# 2023/24 Statistics

## 2023/24 B-Grade Batting

Name	M	I	NO	HS	Runs	Ave	100s	50s	0s
Kokot, A.	10	12	4	156	470	58.75	1	2	1
Sibbick, J.	11	10	5	94	354	70.80	0	4	0
Roberts, C.	11	11	3	94	247	30.88	0	1	0
Cheshire, S.	4	5	1	96*	173	43.25	0	1	0
Roberts, K.	10	8	1	49	149	21.29	0	0	1
Gum, N.	5	3	1	61*	104	52.00	0	1	0
Gray, Sam	5	4	1	56*	92	30.67	0	1	0
Roberts, H.	3	3	1	44*	83	41.50	0	0	0
Koch, D.	3	3	0	29	62	20.67	0	0	0
Byrne, J.	3	3	0	42	59	19.67	0	0	1
Pullman, A.	4	2	1	28*	51	51.00	0	0	0
Rosenzweig, C.	10	6	1	33	46	9.20	0	0	0
Eckermann, I.	6	5	0	21	43	8.60	0	0	0
Roberts, J.	11	4	1	24*	40	13.33	0	0	2
Francis, B.	2	2	1	24*	27	27.00	0	0	0
Horsburgh, R.	2	3	0	16	19	6.33	0	0	0
Hill, L.	7	3	1	9*	18	9.00	0	0	0
Kells, E.	2	2	1	16*	17	17.00	0	0	0
Coldman, M.	11	4	1	4*	7	2.33	0	0	1
Newbound, B.	1	1	0	4	4	4.00	0	0	0
Laycock, J.	1	1	1	4*	4	-	0	0	0
Chesson, M.	1	1	0	0	0	0.00	0	0	1
Rule, K.	3	2	0	0	0	0.00	0	0	2
Tappert, L.	1	0	0	DNB	0	-	0	0	0

## Partnerships

Wicket	Runs	Batters and Scores		Opposition
1 <sup>st</sup>	162	S.Cheshire (96*)	& A.Kokot (60*)	Greenock
2 <sup>nd</sup>	68	A.Kokot (156)	& D.Koch (21)	Tanunda
3 <sup>rd</sup>	171	<b>J.Sibbick (94)</b>	<b>&amp; C.Roberts (94)</b>	<b>Light Pass</b>
4 <sup>th</sup>	67	A.Kokot (156)	& K.Roberts (49)	Tanunda
5 <sup>th</sup>	34	J.Byrne (17)	& Sam Gray (56*)	Light Pass
5 <sup>th</sup>	34	J.Sibbick (58*)	& Sam Gray (18)	Gawler Central
6 <sup>th</sup>	22	J.Sibbick (58*)	& N.Gum (13)	Gawler Central
7 <sup>th</sup>	56	S.Gray (56*)	& C.Rosenzweig (33)	Light Pass
8 <sup>th</sup>	16	N.Gum (61*)	& C.Rosenzweig (2)	Greenock
9 <sup>th</sup>	39	A.Pullman (28*)	& J.Roberts (16)	Angaston
10 <sup>th</sup>	50	N.Gum (61*)	& M.Coldman (2)	Greenock

# 2023/24 Statistics

## 2023/24 B-Grade Bowling

Name	G	O	M	Runs	W	Ave	Best	5WI	Str	Eco
Roberts, C.	11	84	21	162	<b>26</b>	<b>6.23</b>	4/6	0	19.4	1.9
Sibbick, J.	11	81.1	28	168	<b>23</b>	7.30	3/12	0	21.2	2.1
Rosenzweig, C.	10	56.1	12	167	<b>18</b>	9.28	4/14	0	18.7	3.0
Roberts, J.	11	66.4	15	205	<b>18</b>	11.39	4/15	0	22.2	3.1
Coldman, M.	11	67.2	13	208	<b>13</b>	16.00	4/17	0	31.1	3.1
Hill, L.	7	48.3	17	99	<b>12</b>	8.25	3/17	0	24.3	2.0
Pullman, A.	4	26	8	68	<b>7</b>	9.71	3/3	0	22.3	2.6
Gum, N.	5	21	11	39	<b>5</b>	7.80	3/15	0	25.2	1.9
Laycock, J.	1	6	0	20	<b>3</b>	6.67	3/20	0	12.0	3.3
Rule, K.	3	4	1	10	<b>1</b>	10.00	1/3	0	24.0	2.5
Chesson, M.	1	9	0	32	<b>1</b>	32.00	1/32	0	54.0	3.6
Gray, Sam	5	1	1	0	<b>0</b>	-	0/0	0	-	0.0
Roberts, K.	10	1	1	0	<b>0</b>	-	0/0	0	-	0.0
Eckermann, I.	6	3	1	9	<b>0</b>	-	0/0	0	-	3.0
Tappert, L.	1	2	0	22	<b>0</b>	-	0/0	0	-	11.0
Francis, B.	2	2	0	42	<b>0</b>	-	0/42	0	-	21.0

## Team Statistics

**Highest Score For:** 6/311 vs Tanunda  
**Lowest Score For:** 112 at Angaston

**Highest Score Against:** 178 at South Gawler  
**Lowest Score Against:** 41 by Angaston (Semi Final)

# 2023/24 Statistics

## 2023/24 C-Grade Batting

Name	M	I	NO	HS	Runs	Ave	100s	50s	0s
Cheshire, S.	8	8	0	145	<b>547</b>	<b>68.38</b>	2	3	0
Wallwork, A.	11	11	3	121*	<b>384</b>	48.00	1	3	0
Newbound, B.	10	10	2	84	<b>250</b>	31.25	0	2	1
Grantham, E.	13	11	2	47	<b>151</b>	16.78	0	0	0
Rule, K.	10	9	3	55	<b>138</b>	23.00	0	1	1
Davis, G.	14	8	2	27	<b>128</b>	21.33	0	0	0
Koch, D.	3	2	0	88	<b>101</b>	50.50	0	1	0
Traeger, A.	6	4	1	35*	<b>97</b>	32.33	0	0	0
Kells, E.	4	3	1	43	<b>72</b>	36.00	0	0	0
Chesson, M.	7	2	1	39	<b>60</b>	60.00	0	0	0
Riggs, J.	4	3	0	29	<b>52</b>	17.33	0	0	0
Rosenberg, H.	3	3	0	30	<b>49</b>	16.33	0	0	0
McCafferty, J.	2	1	1	49*	<b>49</b>	-	0	0	0
Martin, B.	1	1	1	47*	<b>47</b>	-	0	0	0
Hill, D.	15	8	2	18	<b>45</b>	7.50	0	0	0
Price, M.	11	6	0	15	<b>40</b>	6.67	0	0	2
Adams, A.	12	7	1	20*	<b>38</b>	6.33	0	0	3
Morrow, E.	1	1	0	20	<b>20</b>	20.00	0	0	0
Tappert, L.	7	4	1	8*	<b>19</b>	6.33	0	0	0
Francis, B.	4	4	0	8	<b>18</b>	4.50	0	0	0
East, Z.	1	1	0	15	<b>15</b>	15.00	0	0	0
East, M.	1	1	0	13	<b>13</b>	13.00	0	0	0
Karlovec, D.	2	2	0	8	<b>8</b>	4.00	0	0	1
Gray, Sam	1	1	0	4	<b>4</b>	4.00	0	0	0
Byrne, J.	1	1	0	4	<b>4</b>	4.00	0	0	0
Gum, N.	3	2	0	4	<b>4</b>	2.00	0	0	1
Moorhouse, H.	8	5	2	2*	<b>2</b>	0.67	0	0	3
Spangler, M.	1	1	1	1*	<b>1</b>	-	0	0	0
Hutchins, H.	1	1	0	0	<b>0</b>	0.00	0	0	1
McCafferty, C.	1	0	0	DNB	<b>0</b>	-	0	0	0

## Partnerships

Wicket	Runs	Batters and Scores		Opposition
<b>1<sup>st</sup></b>	142	S.Cheshire (72)	& B.Newbound (66*)	Greenock
<b>2<sup>nd</sup></b>	<b>149</b>	<b>S.Cheshire (101)</b>	<b>&amp; A.Wallwork (57*)</b>	<b>Long Plains</b>
<b>3<sup>rd</sup></b>	35	A.Wallwork (121*)	& B.Newbound (12)	Willaston
<b>3<sup>rd</sup></b>	35	K.Rule (55)	& G.Davis (19)	Angaston
<b>4<sup>th</sup></b>	61	A.Wallwork (121*)	& E.Kells (27*)	Willaston
<b>5<sup>th</sup></b>	36	J.McCafferty (49*)	& L.Tappert (1)	Greenock
<b>5<sup>th</sup></b>	36	D.Karlovec (8)	& A.Traeger (29)	Truro
<b>6<sup>th</sup></b>	47	E.Kells (43*)	& J.Riggs (29)	Lyndoch
<b>7<sup>th</sup></b>	32	E.Kells (43*)	& A.Adams (10)	Lyndoch
<b>8<sup>th</sup></b>	53	A.Adams (20*)	& M.Chesson (39)	Angaston
<b>9<sup>th</sup></b>	48	B.Martin (47*)	& D.Hill (12)	Long Plains
<b>10<sup>th</sup></b>	6	H.Rosenberg (15*)	& H.Moorhouse (0)	Gilbert Valley

# 2023/24 Statistics

## 2023/24 C-Grade Bowling

Name	G	O	M	Runs	W	Ave	Best	5WI	Str	Eco
Hill, D.	15	100.2	11	421	18	23.39	3/13	0	33.4	4.2
Chesson, M.	7	56	18	164	14	11.71	3/6	0	24.0	2.9
Davis, G.	14	62.1	7	310	13	23.85	4/21	0	28.7	5.0
Price, M.	11	40	4	217	10	21.70	5/21	1	24.0	5.4
Riggs, J.	4	32	12	89	7	12.71	3/14	0	27.4	2.8
Adams, A.	12	54	4	289	7	41.29	2/35	0	46.3	5.4
Tappert, L.	7	41	7	175	6	29.17	3/39	0	41.0	4.3
Rule, K.	10	35	6	189	6	31.50	2/28	0	35.0	5.4
Gum, N.	3	22	2	69	5	13.80	4/15	0	26.4	3.1
Traeger, A.	6	30.2	2	172	3	57.33	1/7	0	60.7	5.7
East, Z.	1	8	1	42	2	21.00	2/42	0	24.0	5.3
McCafferty, C.	1	1	0	8	1	8.00	1/8	0	6.0	8.0
East, M.	1	5	0	31	1	31.00	1/31	0	30.0	6.2
Moorhouse, H.	8	19	0	181	1	181.00	1/38	0	114.0	9.5
Kells, E.	4	0.2	0	3	0	-	0/3	0	-	9.0
Francis, B.	4	1	0	8	0	-	0/0	0	-	8.0
Koch, D.	3	1	0	12	0	-	0/12	0	-	12.0
Martin, B.	1	3	0	19	0	-	0/19	0	-	6.3
McCafferty, J.	2	6	0	25	0	-	0/25	0	-	4.2
Hutchins, H.	1	1.3	0	36	0	-	0/36	0	-	24.0

## Team Statistics

<b>Highest Score For:</b>	3/230	vs Willaston
<b>Lowest Score For:</b>	62	vs Kapunda
<b>Highest Score Against:</b>	1/278	by Angaston
<b>Lowest Score Against:</b>	93	at Lyndoch

# 2023/24 Statistics

## 2023/24 D-Grade Batting

Name	M	I	NO	HS	Runs	Ave	100s	50s	0s
Morrow, E.	6	6	2	317*	544	136.00	2	1	0
Riggs, Sam	11	11	1	77	362	36.20	0	4	0
Eckermann, I.	5	5	0	147	214	42.80	1	0	0
East, Z.	8	8	1	53	181	25.86	0	1	0
Gattermayr, B.	6	6	1	42	143	28.60	0	0	0
Sibbick, R.	5	4	0	84	135	33.75	0	1	0
Martin, B.	9	6	2	32	84	21.00	0	0	1
Francis, B.	2	2	1	73*	81	81.00	0	1	0
Adams, A.	3	3	3	25*	56	-	0	0	0
Rosenberg, H.	6	4	0	29	53	13.25	0	0	2
Penna, B.	10	7	2	21*	36	7.20	0	0	2
Lane, J.	10	7	1	11	20	3.33	0	0	2
Hutchins, H.	7	5	1	16	18	4.50	0	0	1
Murch, L.	7	5	0	10	16	3.20	0	0	2
Powell, J.	9	7	0	10	16	2.29	0	0	4
Lane, T.	1	1	0	13	13	13.00	0	0	0
McCafferty, J.	1	1	1	12*	12	-	0	0	0
Broadbent, F.	1	1	0	11	11	11.00	0	0	0
Dalwood, B.	1	1	0	9	9	9.00	0	0	0
Hassold, J.	1	1	0	9	9	9.00	0	0	0
Tappert, R.	7	3	0	9	9	3.00	0	0	2
Sibbick, S.	2	2	1	3	5	5.00	0	0	0
Riggs, L.	2	1	0	4	4	4.00	0	0	0
Spangler, M.	4	2	1	2	3	3.00	0	0	0
Cross, B.	1	1	0	3	3	3.00	0	0	0
Moorhouse, H.	2	1	0	0	0	0.00	0	0	1
Sibbick, O.	1	1	0	0	0	0.00	0	0	1
Price, M.	2	0	0	DNB	0	-	0	0	0
Wills, B.	1	0	0	DNB	0	-	0	0	0
Karlovec, D.	1	0	0	DNB	0	-	0	0	0

## Partnerships

Wicket	Runs	Batters and Scores		Opposition
1 <sup>st</sup>	128	I.Eckermann (147)	& S.Riggs (50)	Gawler Central
2 <sup>nd</sup>	103	S.Riggs (77)	& B.Gattermayr (38*)	Light Pass
3 <sup>rd</sup>	238	E.Morrow (317*)	& A.Adams (19*)	Freeling
4 <sup>th</sup>	113	B.Francis (73*)	& B.Gattermayr (42)	Light Pass
5 <sup>th</sup>	118	R.Sibbick (84)	& B.Martin (32)	Gawler Central
6 <sup>th</sup>	15	I.Eckermann (147)	& J.Lane (11)	Gawler Central
7 <sup>th</sup>	58	A.Adams (25*)	& H.Rosenberg (29)	Gawler Central
8 <sup>th</sup>	27	F.Broadbent (11)	& B.Penna (21*)	Eudunda-Robertstown
9 <sup>th</sup>	19	E.Morrow (135*)	& T.Lane (13)	Angaston
10 <sup>th</sup>	38	E.Morrow (135*)	& B.Dalwood (9)	Angaston

# 2023/24 Statistics

## 2023/24 D-Grade Bowling

Name	G	O	M	Runs	W	Ave	Best	5WI	Str	Eco
Penna, B.	10	67.4	6	323	27	11.96	7/28	3	15.0	4.8
Murch, L.	7	48	5	203	12	16.92	4/39	0	24.0	4.2
Martin, B.	9	58.2	6	175	11	15.91	2/10	0	31.8	3.0
East, Z.	8	48	5	181	8	22.63	3/49	0	36.0	3.8
Eckermann, I.	5	28	2	104	7	14.86	3/26	0	24.0	3.7
Spangler, M.	4	10	1	51	4	12.75	3/12	0	15.0	5.1
Sibbick, R.	5	19.4	2	58	3	19.33	1/0	0	39.3	2.9
Powell, J.	9	1.5	0	12	2	6.00	1/5	0	5.5	6.5
Riggs, L.	2	2	0	15	2	7.50	2/15	0	6.0	7.5
Adams, A.	3	11	2	31	2	15.50	1/8	0	33.0	2.8
Wills, B.	1	3	0	8	1	8.00	1/8	0	18.0	2.7
McCafferty, J.	1	4	2	10	1	10.00	1/10	0	24.0	2.5
Price, M.	2	5	0	16	1	16.00	1/6	0	30.0	3.2
Broadbent, F.	1	4	1	16	1	16.00	1/16	0	24.0	4.0
Hassold, J.	1	3	0	21	1	21.00	1/21	0	18.0	7.0
Tappert, R.	7	2	0	25	1	25.00	1/11	0	12.0	12.5
Karlovec, D.	1	7	1	36	1	36.00	1/36	0	42.0	5.1
Gattermayr, B.	6	1	0	3	0	-	0/0	0	-	3.0
Cross, B.	1	2	0	14	0	-	0/14	0	-	7.0
Morrow, E.	6	3	0	14	0	-	0/1	0	-	4.7
Riggs, Sam	11	4	0	23	0	-	0/23	0	-	5.8
Moorhouse, H.	2	4	1	26	0	-	0/10	0	-	6.5
Hutchins, H.	7	6	1	44	0	-	0/5	0	-	7.3
Rosenberg, H.	6	8	1	46	0	-	0/3	0	-	5.8
Lane, J.	10	15	0	88	0	-	0/3	0	-	5.9

## Team Statistics

<b>Highest Score For:</b>	1/154	vs Kapunda
<b>Lowest Score For:</b>	82	vs Tanunda (Semi Final)
<b>Highest Score Against:</b>	5/153	by Kapunda
<b>Lowest Score Against:</b>	49	by Hamley Bridge



# 2023/24 Milestones and Records

## Milestones

	Matches	Runs	Wickets
C l u b	<p>200 Matches – G.Davis 200 Matches – N.Gum 200 Matches – R.Handtke 200 Matches – A.Wallwork</p> <p>150 Matches – L.Hill</p> <p>100 Matches – J.Diener</p> <p>50 Matches – A.Adams 50 Matches – S.Cheshire 50 Matches – R.Greenlees 50 Matches – E.Morrow 50 Matches – W.O'Brien 50 Matches – J.Riggs 50 Matches – R.Stork</p>	<p>9000 Runs – C.Roberts</p> <p>5000 Runs – A.Wallwork</p> <p>4000 Runs – K.Roberts 4000 Runs – J.Diener</p> <p>3500 Runs – A.Kokot</p> <p>2000 Runs – S.Cheshire</p> <p>1500 Runs – Z.Kreutner</p> <p>1000 Runs – E.Morrow 1000 Runs – J.Sibbick</p> <p>500 Runs – W.O'Brien 500 Runs – A.Pullman</p>	<p>250 Wickets – R.Handtke</p> <p>200 Wickets – J.Diener</p> <p>50 Wickets – J.Riggs 50 Wickets – J.Sibbick 50 Wickets – R.Stork</p>
	<p>A-Grade, 50 Matches – D.Koch A-Grade, 50 Matches – Z.Kreutner</p> <p>B-Grade, 150 Games – K.Roberts</p> <p>C-Grade, 50 Games – D.Hill C-Grade, 50 Games – B.Newbound C-Grade, 50 Games – K.Rule C-Grade, 50 Games – A.Wallwork</p>	<p>A-Grade, 4000 Runs – J.Diener A-Grade, 3500 Runs – R.Handtke A-Grade, 1000 Runs – Z.Kreutner A-Grade, 500 Runs – W.O'Brien</p> <p>B-Grade, 3000 Runs – K.Roberts B-Grade, 1000 Runs – S.Cheshire B-Grade, 500 Runs – D.Koch B-Grade, 500 Runs – J.Sibbick</p> <p>C-Grade, 1500 Runs – A.Wallwork C-Grade, 500 Runs – S.Cheshire C-Grade, 500 Runs – D.Hill C-Grade, 500 Runs – B.Newbound C-Grade, 500 Runs – K.Rule</p> <p>D-Grade, 500 Runs – E.Morrow D-Grade, 500 Runs – Sam Riggs</p>	<p>B-Grade, 50 Wickets – J.Sibbick</p>
	<p>BLCA A1, 50 Matches – D.Koch BLCA A1, 50 Matches – Z.Kreutner</p> <p>BLCA A3, 50 Matches – M.Coldman</p>	<p>BLCA A1, 4000 Runs – J.Diener BLCA A1, 3500 Runs – R.Handtke BLCA A1, 1000 Runs – Z.Kreutner BLCA A1, 500 Runs – W.O'Brien</p> <p>BLCA A3, 500 Runs – A.Kokot</p> <p>BLCA A4, 1000 Runs – A.Wallwork BLCA A4, 500 Runs – S.Cheshire BLCA A4, 500 Runs – D.Koch</p> <p>BLCA A5, 500 Runs – E.Morrow BLCA A5, 500 Runs – Sam Riggs</p>	
G r a d e			

# 2023/24 Milestones and Records

## Records

**Club Most Games – 397 matches – Corey Roberts** (extended own record)  
**Club Batting Aggregate – 9161 runs – Corey Roberts** (extended own record)  
**Club Most Centuries – 11 – Jamie Diener** (extended own record).  
**Club Highest Score – 317\* – Ethan Morrow** (previous best 199 by Corey Roberts in 2002/03)

**A-Grade Most Games - 344 matches – Corey Roberts** (extended own record)  
**A-Grade Most Centuries – 11 – Jamie Diener** (extended own record).

**B-Grade Highest Score – 156 – Andrew Kokot** (previous best 150 by Steve Cheshire in 2016/17)  
**D-Grade Highest Score – 317\* – Ethan Morrow** (previous best 166\* by Gavin Werner in 2011/12)

**BLCA Batting Aggregate – Club – 5150 runs – Rhys Handtke** (extended own record)  
**BLCA Bowling Aggregate – Club – 314 wickets – Gareth Davis** (extended own record)

**BLCA – Club – Best Batting Average In A Season – 112.80 – Ethan Morrow** (previous best D.Koch – 83.78 in 2018/19).  
**BLCA – Club – Best Bowling Average In A Season – 6.23 – Corey Roberts** (previous best M.Cotton – 7.16 in 2011/12).

**BLCA C-Grade – Most Runs In A Season – 547 – Steve Cheshire** (previous best A.Wallwork – 512 in 2016/17).  
**BLCA D-Grade – Best Batting Average In A Season – 136.00 – Ethan Morrow** (previous best G.Werner – 89.00 in 2016/17).

**BLCA A3 – Best Batting Average In A Season – 70.80 – Jamie Sibbick** (previous best K.Cordes – 64.00 in 2012/13).  
**BLCA A5 – Most Runs In A Season – 544 – Ethan Morrow** (previous best Sam Riggs – 274 in 2022/23).  
**BLCA A5 – Best Batting Average In A Season – 136.00 – Ethan Morrow** (previous best Sam Riggs – 45.67 in 2022/23).

**BLCA A-Grade / A1 – Best Bowling Average In A Season – 8.61 – Josh Riggs** (previous best R.Handtke – 8.90 in 2018/19).

**BLCA B-Grade – Best Bowling Average In A Season – 6.23 – Corey Roberts** (previous best A.Coleman – 6.81 in 2020/21).

**BLCA D-Grade – Most Wickets In A Season – 27 – Blake Penna** (previous best S.Sefton – 20 in 2010/11).

**BLCA A3 – Best Bowling Average In A Season – 6.23 – Corey Roberts** (previous best M.Cotton – 7.16 in 2011/12).  
**BLCA A5 – Most Wickets In A Season – 27 – Blake Penna** (previous best A.Pullman – 15 in 2022/23).

**BLCA A-Grade / A1 – Most Centuries – 11 – Jamie Diener** (extended own record).

**BLCA Batting Aggregate – A-Grade / A1 – 3988 runs – Jamie Diener** (extended own record)  
**BLCA Batting Aggregate – B-Grade – 3027 runs – Kurt Roberts** (extended own record)  
**BLCA Batting Aggregate – C-Grade – 1841 runs – Allan Wallwork** (extended own record)

**BLCA Batting Aggregate – A4 – 1055 runs – Allan Wallwork** (previous best Gav Werner with 993 runs)  
**BLCA Batting Aggregate – A5 – 636 runs – Sam Riggs** (extended own record)

**BLCA Batting Average – A-Grade / A1 – 42.88 – Jamie Diener** (extended own record)  
**BLCA Batting Average – B-Grade – 51.44 – Jamie Sibbick** (previous best Daniel Koch, dropped from 55.33 to 46.67)

**BLCA Batting Average – A3 – 74.50 – Jamie Sibbick** (previous best Launce Kent with 52.00)  
**BLCA Batting Average – A5 – 151.75 runs – Ethan Morrow** (previous best Andrew Kokot with 128)

**BLCA Bowling Aggregate – D-Grade – 37 – Blake Penna** (previous best Stuart Sefton with 27)

**BLCA Bowling Aggregate – A3 – 79 – Mitch Coldman** (previous best Greg Hinderwell with 76)  
**BLCA Bowling Aggregate – A4 – 48 – Damien Hill** (previous best Shane Doolan with 30)  
**BLCA Bowling Aggregate – A5 – 37 – Blake Penna** (previous best Adrian Pullman with 15)

**BLCA Bowling Average – A-Grade / A1 – 9.40 – Josh Riggs** (previous best Rhys Handtke, dropped from 13.30 to 13.43)

**BLCA Bowling Average – A3 – 6.34 – Corey Roberts** (previous best Greg Hinderwell with 7.88)

## 2023/24 Milestones and Records

**Club Partnership 3rd wicket – 238** – E.Morrow (317\*) and A.Adams (19\*) vs Freeling (previous best 209, set by G.Bergen (82) and K.Bergen (146\*) vs Mallala in 1976/77)

**Club Partnership 4th wicket – 166** – J.Diener (153) and H.Roberts (46\*) vs Lyndoch (previous best 164, set by Shane Gray (112) and V.Gray (83) vs Eastern Park in 1991/92)

**Club Partnership 10th wicket – 95** – J.Diener (194) and R.Stork (9\*) vs Mallala (previous best 79, set by L.Hill (32) and C.McLean (43\*) vs Gilbert Valley in 2014/15)

**A-Grade Partnership 4th wicket – 166** – J.Diener (153) and H.Roberts (46\*) vs Lyndoch (previous best 164, set by Shane Gray (112) and V.Gray (83) vs Eastern Park in 1991/92)

**A-Grade Partnership 10th wicket – 95** – J.Diener (194) and R.Stork (9\*) vs Mallala (previous best 79, set by L.Hill (32) and C.McLean (43\*) vs Gilbert Valley in 2014/15)

**B-Grade Partnership 3rd wicket – 171** – J.Sibbick (94) and C.Roberts (94) vs Light Pass (previous best 138, set by P.Devlin and L.Grant vs Salisbury North in 1986/87)

**C-Grade Partnership 2nd wicket – 149** – S.Cheshire (101) and A.Wallwork (57\*) vs Long Plains (previous best 118, set by A.Donohoe and J.Martin vs Craigmore in 2007/08)

**D-Grade Partnership 2nd wicket – 103** – S.Riggs (77) and B.Gattermayr (38\*) vs Light Pass (previous best 99, set by G.Werner (102\*) and Lewis Hajdu (29) vs Mallala in 2016/17)

**D-Grade Partnership 3rd wicket – 238** – E.Morrow (317\*) and A.Adams (19\*) vs Freeling (previous best 95, set by G.Werner (100\*) and I.Werner (40) vs Kapunda in 2016/17)

**D-Grade Partnership 4th wicket – 113** – B.Francis (73\*) and B.Gattermayr (42) vs Light Pass (previous best 55, set by R.Handtke (58) and C.Roberts (62\*) vs Tanunda in 2011/12)

**D-Grade Partnership 5th wicket – 118** – R.Sibbick (84) and B.Martin (32) vs Gawler Central (previous best 94, set by G.Werner (166\*) and A.Wallwork (34) vs Lyndoch in 2011/12)

**D-Grade Partnership 10th wicket – 38** – E.Morrow (135\*) and B.Dalwood (9) vs Angaston (previous best 28, set by N.Goodman (27\*) and J.Paues (4) vs Gawler Central in 2011/12)

## Career Statistics – Current Players

### Adams, A.

Summary	Career	M	I	NO	HS	Runs	Ave	100s	50s	0s	O	M	Runs	W	Ave	Best	Str	Eco
BLCA A2	2022-2023	1	1	0	0	0	0.00	0	0	1	4	0	38	0	-	0/38	-	9.5
BLCA A3	2019-2023	34	30	10	29	171	8.55	0	0	8	138.3	14	636	25	25.44	3/0	33.2	4.6
BLCA A4	2023-current	12	7	1	20*	38	6.33	0	0	3	54	4	289	7	41.29	2/35	46.3	5.4
BLCA A5	2022-current	4	4	3	25*	60	60.00	0	0	0	11	2	31	2	15.50	1/8	33.0	2.8
<b>Total</b>	<b>2019-current</b>	<b>51</b>	<b>42</b>	<b>14</b>	<b>29</b>	<b>269</b>	<b>9.61</b>	<b>0</b>	<b>0</b>	<b>12</b>	<b>207.3</b>	<b>20</b>	<b>994</b>	<b>34</b>	<b>29.24</b>	<b>3/0</b>	<b>36.6</b>	<b>4.8</b>

### Broadbent, F.

Summary	Career	M	I	NO	HS	Runs	Ave	100s	50s	0s	O	M	Runs	W	Ave	Best	Str	Eco
BLCA A3	2021-2023	6	5	2	12	24	8.00	0	0	1	52.4	5	243	10	24.30	2/18	31.6	4.6
BLCA A5	2022-current	3	2	1	11	20	20.00	0	0	0	9.4	1	40	2	20.00	1/16	29.0	4.1
<b>Total</b>	<b>2021-current</b>	<b>9</b>	<b>7</b>	<b>3</b>	<b>12</b>	<b>44</b>	<b>11.00</b>	<b>0</b>	<b>0</b>	<b>1</b>	<b>62.2</b>	<b>6</b>	<b>283</b>	<b>12</b>	<b>23.58</b>	<b>2/18</b>	<b>31.2</b>	<b>4.5</b>

### Byrne, J.

Summary	Career	M	I	NO	HS	Runs	Ave	100s	50s	0s	O	M	Runs	W	Ave	Best	Str	Eco
BLCA A3	2023-current	3	3	0	42	59	19.67	0	0	1	0	0	0	0	-	-	-	-
BLCA A4	2023-current	1	1	0	4	4	4.00	0	0	0	0	0	0	0	-	-	-	-
<b>Total</b>	<b>2023-current</b>	<b>4</b>	<b>4</b>	<b>0</b>	<b>42</b>	<b>63</b>	<b>15.75</b>	<b>0</b>	<b>0</b>	<b>1</b>	<b>0</b>	<b>0</b>	<b>0</b>	<b>0</b>	<b>-</b>	<b>-</b>	<b>-</b>	<b>-</b>

### Cheshire, S.

Summary	Career	M	I	NO	HS	Runs	Ave	100s	50s	0s	O	M	Runs	W	Ave	Best	Str	Eco
BLCA A1	2014-current	15	14	1	31	143	11.00	0	0	3	3	0	28	0	-	-	-	9.3
BLCA A2	2014-2023	25	25	3	150	1106	50.27	2	7	1	37.3	10	130	6	21.67	3/37	37.5	3.5
BLCA A3	2021-current	5	7	1	96*	217	36.17	0	1	0	0	0	0	0	-	-	-	-
BLCA A4	2014-current	12	12	1	145	593	53.91	2	3	0	16	3	48	3	16.00	2/7	32.0	3.0
T20	2016-2023	3	3	0	7	14	4.67	0	0	0	0	0	0	0	-	-	-	-
<b>Total</b>	<b>2014-current</b>	<b>60</b>	<b>61</b>	<b>6</b>	<b>150</b>	<b>2073</b>	<b>37.69</b>	<b>4</b>	<b>11</b>	<b>4</b>	<b>56.3</b>	<b>13</b>	<b>206</b>	<b>9</b>	<b>22.89</b>	<b>3/37</b>	<b>37.7</b>	<b>3.6</b>

## Career Statistics – Current Players

### Chesson, M.

Summary	Career	M	I	NO	HS	Runs	Ave	100s	50s	0s	O	M	Runs	W	Ave	Best	Str	Eco
BLCA A1	2020-2023	12	7	1	26	44	7.33	0	0	0	30	3	170	9	18.89	3/32	20.0	5.7
BLCA A2	2020-2023	16	15	4	36*	142	12.91	0	0	2	131	34	364	21	17.33	4/19	37.4	2.8
BLCA A3	2021-current	3	2	0	4	4	2.00	0	0	1	26	2	108	2	54.00	1/32	78.0	4.2
BLCA A4	2023-current	7	2	1	39	60	60.00	0	0	0	56	18	164	14	11.71	3/6	24.0	2.9
<b>Total</b>	<b>2020-current</b>	<b>38</b>	<b>26</b>	<b>6</b>	<b>39</b>	<b>250</b>	<b>12.50</b>	<b>0</b>	<b>0</b>	<b>3</b>	<b>243</b>	<b>57</b>	<b>806</b>	<b>46</b>	<b>17.52</b>	<b>4/19</b>	<b>31.7</b>	<b>3.3</b>

### Coldman, M.

Summary	Career	M	I	NO	HS	Runs	Ave	100s	50s	0s	O	M	Runs	W	Ave	Best	Str	Eco
BLCA A2	2012-2023	22	17	4	5	22	1.69	0	0	6	139	12	592	23	25.74	5/48	36.3	4.3
BLCA A3	2010-current	61	46	16	15	122	4.07	0	0	15	437	77	1613	79	20.42	4/17	33.2	3.7
BLCA A4	2010-2015	9	3	0	20	22	7.33	0	0	1	24	0	127	4	31.75	2/37	36.0	5.3
BLCA A5	2022-2023	2	1	0	0	0	0.00	0	0	1	5	0	12	3	4.00	3/12	10.0	2.4
<b>Total</b>	<b>2010-current</b>	<b>94</b>	<b>67</b>	<b>20</b>	<b>20</b>	<b>166</b>	<b>3.53</b>	<b>0</b>	<b>0</b>	<b>23</b>	<b>605</b>	<b>89</b>	<b>2344</b>	<b>109</b>	<b>21.50</b>	<b>5/48</b>	<b>33.3</b>	<b>3.9</b>

### Coleman, A.

Summary	Career	M	I	NO	HS	Runs	Ave	100s	50s	0s	O	M	Runs	W	Ave	Best	Str	Eco
BLCA A1	2019-current	23	16	3	26*	122	9.38	0	0	5	97.4	19	301	19	15.84	4/66	30.8	3.1
BLCA A2	2019-2021	21	19	6	50*	292	22.46	0	2	2	157	40	320	38	8.42	6/29	24.8	2.0
BLCA A5	2022-2023	5	2	1	10	13	13.00	0	0	0	31	8	69	4	17.25	3/12	46.5	2.2
<b>Total</b>	<b>2019-current</b>	<b>49</b>	<b>37</b>	<b>10</b>	<b>50*</b>	<b>427</b>	<b>15.81</b>	<b>0</b>	<b>2</b>	<b>7</b>	<b>285.4</b>	<b>67</b>	<b>690</b>	<b>61</b>	<b>11.31</b>	<b>6/29</b>	<b>28.1</b>	<b>2.4</b>

### Cross, B.

Summary	Career	M	I	NO	HS	Runs	Ave	100s	50s	0s	O	M	Runs	W	Ave	Best	Str	Eco
BLCA A5	2023-current	1	1	0	3	3	3.00	0	0	0	2	0	14	0	-	0/14	-	7.0
<b>Total</b>	<b>2023-current</b>	<b>1</b>	<b>1</b>	<b>0</b>	<b>3</b>	<b>3</b>	<b>3.00</b>	<b>0</b>	<b>0</b>	<b>0</b>	<b>2</b>	<b>0</b>	<b>14</b>	<b>0</b>	<b>-</b>	<b>0/14</b>	<b>-</b>	<b>7.0</b>

## Career Statistics – Current Players

### Dalwood, B.

Summary	Career	M	I	NO	HS	Runs	Ave	100s	50s	0s	O	M	Runs	W	Ave	Best	Str	Eco
BLCA A5	2022-current	2	1	0	9	9	9.00	0	0	0	3	0	14	0	-	0/14	-	4.7
<b>Total</b>	<b>2022-current</b>	<b>2</b>	<b>1</b>	<b>0</b>	<b>9</b>	<b>9</b>	<b>9.00</b>	<b>0</b>	<b>0</b>	<b>0</b>	<b>3</b>	<b>0</b>	<b>14</b>	<b>0</b>	<b>-</b>	<b>0/14</b>	<b>-</b>	<b>4.7</b>

### Davis, G.

Summary	Career	M	I	NO	HS	Runs	Ave	100s	50s	0s	O	M	Runs	W	Ave	Best	Str	Eco
PDCA	1997-2009	36	38	5	57	466	14.12	0	3	7	458.1	107	1357	103	13.17	8/36	26.7	3.0
BLCA A1	2012-2020	20	14	7	26	72	10.29	0	0	1	181	30	696	26	26.77	3/21	41.8	3.8
BLCA A2	2009-2023	131	83	25	66	822	14.17	0	2	10	1252.5	305	3446	263	13.10	7/24	28.6	2.8
BLCA A3	2016-2023	6	7	1	31	60	10.00	0	0	2	50	13	120	11	10.91	3/19	27.3	2.4
BLCA A4	2010-current	15	9	3	27	134	22.33	0	0	0	67.1	8	321	14	22.93	4/21	28.8	4.8
<b>Total</b>	<b>1997-current</b>	<b>208</b>	<b>151</b>	<b>41</b>	<b>66</b>	<b>1554</b>	<b>14.13</b>	<b>0</b>	<b>5</b>	<b>20</b>	<b>2009.1</b>	<b>463</b>	<b>5940</b>	<b>417</b>	<b>14.24</b>	<b>8/36</b>	<b>28.9</b>	<b>3.0</b>

### Diener, J.

Summary	Career	M	I	NO	HS	Runs	Ave	100s	50s	0s	O	M	Runs	W	Ave	Best	Str	Eco
BLCA A1	2015-current	93	98	4	194	4030	42.87	11	18	5	972.4	212	3049	197	15.48	8/21	29.6	3.1
BLCA A2	2019-2020	1	1	0	20	20	20.00	0	0	0	8	4	15	6	2.50	6/15	8.0	1.9
T20	2016-2023	7	7	0	63	166	23.71	0	1	0	28	2	157	10	15.70	3/22	16.8	5.6
<b>Total</b>	<b>2015-current</b>	<b>101</b>	<b>106</b>	<b>4</b>	<b>194</b>	<b>4216</b>	<b>41.33</b>	<b>11</b>	<b>19</b>	<b>5</b>	<b>1008.4</b>	<b>218</b>	<b>3221</b>	<b>213</b>	<b>15.12</b>	<b>8/21</b>	<b>28.4</b>	<b>3.2</b>

### East, M.

Summary	Career	M	I	NO	HS	Runs	Ave	100s	50s	0s	O	M	Runs	W	Ave	Best	Str	Eco
BLCA A4	2023-current	1	1	0	13	13	13.00	0	0	0	5	0	31	1	31.00	1/31	30.0	6.2
<b>Total</b>	<b>2023-current</b>	<b>1</b>	<b>1</b>	<b>0</b>	<b>13</b>	<b>13</b>	<b>13.00</b>	<b>0</b>	<b>0</b>	<b>0</b>	<b>5</b>	<b>0</b>	<b>31</b>	<b>1</b>	<b>31.00</b>	<b>1/31</b>	<b>30.0</b>	<b>6.2</b>

## Career Statistics – Current Players

### East, Z.

Summary	Career	M	I	NO	HS	Runs	Ave	100s	50s	0s	O	M	Runs	W	Ave	Best	Str	Eco
BLCA A4	2023-current	1	1	0	15	15	15.00	0	0	0	8	1	42	2	21.00	2/42	24.0	5.3
BLCA A5	2023-current	8	8	1	53	181	25.86	0	1	0	48	5	181	8	22.63	3/49	36.0	3.8
<b>Total</b>	<b>2023-current</b>	<b>9</b>	<b>9</b>	<b>1</b>	<b>53</b>	<b>196</b>	<b>24.50</b>	<b>0</b>	<b>1</b>	<b>0</b>	<b>56</b>	<b>6</b>	<b>223</b>	<b>10</b>	<b>22.30</b>	<b>3/49</b>	<b>33.6</b>	<b>4.0</b>

### Eckermann, I.

Summary	Career	M	I	NO	HS	Runs	Ave	100s	50s	0s	O	M	Runs	W	Ave	Best	Str	Eco
BLCA A1	2023-current	2	2	0	3	5	2.50	0	0	0	0	0	0	0	-		-	-
BLCA A3	2023-current	6	5	0	21	43	8.60	0	0	0	3	1	9	0	-	0/0	-	3.0
BLCA A5	2022-current	6	6	0	147	214	35.67	1	0	1	34	3	136	7	19.43	3/26	29.1	4.0
<b>Total</b>	<b>2022-current</b>	<b>14</b>	<b>13</b>	<b>0</b>	<b>147</b>	<b>262</b>	<b>20.15</b>	<b>1</b>	<b>0</b>	<b>1</b>	<b>37</b>	<b>4</b>	<b>145</b>	<b>7</b>	<b>20.71</b>	<b>3/26</b>	<b>31.7</b>	<b>3.9</b>

### Francis, B.

Summary	Career	M	I	NO	HS	Runs	Ave	100s	50s	0s	O	M	Runs	W	Ave	Best	Str	Eco
BLCA A3	2022-current	3	3	1	24*	37	18.50	0	0	0	2	0	42	0	-	0/42	-	21.0
BLCA A4	2023-current	4	4	0	8	18	4.50	0	0	0	1	0	8	0	-	0/0	-	8.0
BLCA A5	2023-current	2	2	1	73*	81	81.00	0	1	0	0	0	0	0	-		-	-
<b>Total</b>	<b>2022-current</b>	<b>9</b>	<b>9</b>	<b>2</b>	<b>73*</b>	<b>136</b>	<b>19.43</b>	<b>0</b>	<b>1</b>	<b>0</b>	<b>3</b>	<b>0</b>	<b>50</b>	<b>0</b>	<b>-</b>	<b>0/0</b>	<b>-</b>	<b>16.7</b>

### Gattermayr, B.

Summary	Career	M	I	NO	HS	Runs	Ave	100s	50s	0s	O	M	Runs	W	Ave	Best	Str	Eco
BLCA A5	2023-current	6	6	1	42	143	28.60	0	0	0	1	0	3	0	-	0/0	-	3.0
<b>Total</b>	<b>2023-current</b>	<b>6</b>	<b>6</b>	<b>1</b>	<b>42</b>	<b>143</b>	<b>28.60</b>	<b>0</b>	<b>0</b>	<b>0</b>	<b>1</b>	<b>0</b>	<b>3</b>	<b>0</b>	<b>-</b>	<b>0/0</b>	<b>-</b>	<b>3.0</b>

## Career Statistics – Current Players

### Grantham, E.

Summary	Career	M	I	NO	HS	Runs	Ave	100s	50s	0s	O	M	Runs	W	Ave	Best	Str	Eco
BLCA A2	2022-2023	1	1	0	11	11	11.00	0	0	0	0	0	0	0	-		-	-
BLCA A3	2019-current	14	16	1	27*	123	8.20	0	0	4	2	0	11	0	-	0/11	-	5.5
BLCA A4	2023-current	13	11	2	47	151	16.78	0	0	0	0	0	0	0	-		-	-
BLCA A5	2022-2023	2	1	0	17	17	17.00	0	0	0	0	0	0	0	-		-	-
<b>Total</b>	<b>2019-current</b>	<b>30</b>	<b>29</b>	<b>3</b>	<b>47</b>	<b>302</b>	<b>11.62</b>	<b>0</b>	<b>0</b>	<b>4</b>	<b>2</b>	<b>0</b>	<b>11</b>	<b>0</b>	<b>-</b>	<b>0/11</b>	<b>-</b>	<b>5.5</b>

### Gray, Sam

Summary	Career	M	I	NO	HS	Runs	Ave	100s	50s	0s	O	M	Runs	W	Ave	Best	Str	Eco
BLCA A1	2023-current	1	0	0	DNB	0	-	0	0	0	0	0	0	0	-		-	-
BLCA A3	2023-current	5	4	1	56*	92	30.67	0	1	0	1	1	0	0	-	0/0	-	0.0
BLCA A4	2023-current	1	1	0	4	4	4.00	0	0	0	0	0	0	0	-		-	-
<b>Total</b>	<b>2023-current</b>	<b>7</b>	<b>5</b>	<b>1</b>	<b>56*</b>	<b>96</b>	<b>24.00</b>	<b>0</b>	<b>1</b>	<b>0</b>	<b>1</b>	<b>1</b>	<b>0</b>	<b>0</b>	<b>-</b>	<b>0/0</b>	<b>-</b>	<b>0.0</b>

### Greenlees, R.

Summary	Career	M	I	NO	HS	Runs	Ave	100s	50s	0s	O	M	Runs	W	Ave	Best	Str	Eco
BLCA A1	2020-current	39	37	5	54*	455	14.22	0	1	5	17.3	1	94	3	31.33	2/12	35.0	5.4
BLCA A2	2019-2021	3	3	1	77	106	53.00	0	1	0	0	0	0	0	-		-	-
BLCA A3	2017-2023	3	3	0	45	77	25.67	0	0	1	3	1	8	0	-	0/8	-	2.7
BLCA A4	2016-2019	3	2	0	11	16	8.00	0	0	0	3	0	16	1	16.00	1/16	18.0	5.3
T20	2022-2023	2	2	0	8	16	8.00	0	0	0	0	0	0	0	-		-	-
<b>Total</b>	<b>2016-current</b>	<b>50</b>	<b>47</b>	<b>6</b>	<b>77</b>	<b>670</b>	<b>16.34</b>	<b>0</b>	<b>2</b>	<b>6</b>	<b>23.3</b>	<b>2</b>	<b>118</b>	<b>4</b>	<b>29.50</b>	<b>2/12</b>	<b>35.3</b>	<b>5.0</b>



## Career Statistics – Current Players

### Gum, N.

Summary	Career	M	I	NO	HS	Runs	Ave	100s	50s	0s	O	M	Runs	W	Ave	Best	Str	Eco
PDCA	2008-2009	13	16	1	93	<b>268</b>	17.87	0	1	3	23	3	89	<b>5</b>	17.80	2/5	27.6	3.9
BLCA A1	2009-current	104	85	26	48	<b>934</b>	15.83	0	0	7	431.3	58	1764	<b>106</b>	16.64	6/22	24.4	4.1
BLCA A2	2009-2023	71	65	4	80	<b>1159</b>	19.00	0	5	8	387	86	1114	<b>90</b>	12.38	5/10	25.8	2.9
BLCA A3	2011-current	8	7	1	64	<b>231</b>	38.50	0	2	0	34	13	72	<b>6</b>	12.00	3/15	34.0	2.1
BLCA A4	2010-current	6	4	1	10	<b>22</b>	7.33	0	0	1	39	7	106	<b>10</b>	10.60	4/15	23.4	2.7
T20	2016-2019	3	0	0	DNB	<b>0</b>	-	0	0	0	8	0	33	<b>2</b>	16.50	1/16	24.0	4.1
<b>Total</b>	<b>2008-current</b>	<b>205</b>	<b>177</b>	<b>33</b>	<b>93</b>	<b>2614</b>	<b>18.15</b>	<b>0</b>	<b>8</b>	<b>19</b>	<b>922.3</b>	<b>167</b>	<b>3178</b>	<b>219</b>	<b>14.51</b>	<b>6/22</b>	<b>25.3</b>	<b>3.4</b>

### Hajdu, Luke

Summary	Career	M	I	NO	HS	Runs	Ave	100s	50s	0s	O	M	Runs	W	Ave	Best	Str	Eco
BLCA A1	2017-current	20	14	6	21	<b>92</b>	11.50	0	0	2	142.3	23	505	<b>29</b>	17.41	4/28	29.5	3.5
BLCA A2	2017-2018	10	9	5	9*	<b>27</b>	6.75	0	0	0	58	5	342	<b>6</b>	57.00	1/6	58.0	5.9
BLCA A4	2015-2017	6	4	0	11	<b>18</b>	4.50	0	0	2	8	0	25	<b>1</b>	25.00	1/10	48.0	3.1
T20	2018-2023	5	2	0	7	<b>7</b>	3.50	0	0	1	17	1	117	<b>6</b>	19.50	2/20	17.0	6.9
<b>Total</b>	<b>2015-current</b>	<b>41</b>	<b>29</b>	<b>11</b>	<b>21</b>	<b>144</b>	<b>8.00</b>	<b>0</b>	<b>0</b>	<b>5</b>	<b>225.3</b>	<b>29</b>	<b>989</b>	<b>42</b>	<b>23.55</b>	<b>4/28</b>	<b>32.2</b>	<b>4.4</b>

### Handtke, R.

Summary	Career	M	I	NO	HS	Runs	Ave	100s	50s	0s	O	M	Runs	W	Ave	Best	Str	Eco
PDCA	2008-2009	5	5	0	57	<b>133</b>	26.60	0	1	0	3	0	23	<b>0</b>	-		-	7.7
BLCA A1	2009-current	149	158	13	153*	<b>3504</b>	24.17	4	19	17	1212	311	3234	<b>242</b>	13.36	6/7	30.0	2.7
BLCA A2	2009-2015	36	35	4	105*	<b>1362</b>	43.94	1	12	1	30.1	11	60	<b>9</b>	6.67	3/5	20.1	2.0
BLCA A3	2009-2012	4	4	0	58	<b>147</b>	36.75	0	1	0	10	2	26	<b>5</b>	5.20	3/8	12.0	2.6
BLCA A4	2015-2016	1	1	0	71	<b>71</b>	71.00	0	1	0	6	0	14	<b>0</b>	-	0/14	-	2.3
T20	2016-2023	8	7	0	26	<b>70</b>	10.00	0	0	0	26	0	132	<b>13</b>	10.15	4/17	12.0	5.1
<b>Total</b>	<b>2008-current</b>	<b>203</b>	<b>210</b>	<b>17</b>	<b>153*</b>	<b>5287</b>	<b>27.39</b>	<b>5</b>	<b>34</b>	<b>18</b>	<b>1287.1</b>	<b>324</b>	<b>3489</b>	<b>269</b>	<b>12.97</b>	<b>6/7</b>	<b>28.7</b>	<b>2.7</b>

## Career Statistics – Current Players

### Hassold, J.

Summary	Career	M	I	NO	HS	Runs	Ave	100s	50s	0s	O	M	Runs	W	Ave	Best	Str	Eco
BLCA A2	2017-2022	13	12	0	15	<b>105</b>	8.75	0	0	0	33	2	107	<b>9</b>	11.89	6/68	22.0	3.2
BLCA A3	2016-2022	26	26	1	58	<b>310</b>	12.40	0	2	6	118.1	26	393	<b>19</b>	20.68	5/43	37.3	3.3
BLCA A4	2015-2019	13	13	0	42	<b>239</b>	18.38	0	0	0	14.3	0	87	<b>3</b>	29.00	1/15	29.0	6.0
BLCA A5	2023-current	1	1	0	9	<b>9</b>	9.00	0	0	0	3	0	21	<b>1</b>	21.00	1/21	18.0	7.0
<b>Total</b>	<b>2015-current</b>	<b>53</b>	<b>52</b>	<b>1</b>	<b>58</b>	<b>663</b>	<b>13.00</b>	<b>0</b>	<b>2</b>	<b>6</b>	<b>168.4</b>	<b>28</b>	<b>608</b>	<b>32</b>	<b>19.00</b>	<b>6/68</b>	<b>31.6</b>	<b>3.6</b>

### Hill, D.

Summary	Career	M	I	NO	HS	Runs	Ave	100s	50s	0s	O	M	Runs	W	Ave	Best	Str	Eco
BLCA A2	2019-2023	7	6	0	15	<b>38</b>	6.33	0	0	1	24	4	104	<b>4</b>	26.00	2/0	36.0	4.3
BLCA A3	2019-2023	31	32	2	50	<b>327</b>	10.90	0	1	8	201.2	37	759	<b>36</b>	21.08	3/8	33.6	3.8
BLCA A4	2016-current	46	32	10	42	<b>242</b>	11.00	0	0	3	314.2	32	1251	<b>48</b>	26.06	3/13	39.3	4.0
T20	2022-2023	1	0	0	DNB	<b>0</b>	-	0	0	0	0	0	0	<b>0</b>	-		-	-
<b>Total</b>	<b>2016-current</b>	<b>85</b>	<b>70</b>	<b>12</b>	<b>50</b>	<b>607</b>	<b>10.47</b>	<b>0</b>	<b>1</b>	<b>12</b>	<b>539.4</b>	<b>73</b>	<b>2114</b>	<b>88</b>	<b>24.02</b>	<b>3/8</b>	<b>36.8</b>	<b>3.9</b>

### Hill, L.

Summary	Career	M	I	NO	HS	Runs	Ave	100s	50s	0s	O	M	Runs	W	Ave	Best	Str	Eco
BLCA A1	2011-current	102	80	31	32	<b>533</b>	10.88	0	0	13	862.4	182	2630	<b>131</b>	20.08	6/37	39.5	3.0
BLCA A2	2012-2022	38	32	4	68*	<b>661</b>	23.61	0	4	4	266	94	488	<b>51</b>	9.57	6/22	31.3	1.8
BLCA A3	2023-current	7	3	1	9*	<b>18</b>	9.00	0	0	0	48.3	17	99	<b>12</b>	8.25	3/17	24.3	2.0
BLCA A4	2018-2019	1	1	0	4	<b>4</b>	4.00	0	0	0	8	1	18	<b>1</b>	18.00	1/18	48.0	2.3
T20	2016-2023	5	2	0	15	<b>19</b>	9.50	0	0	0	16	1	76	<b>6</b>	12.67	2/8	16.0	4.8
<b>Total</b>	<b>2011-current</b>	<b>153</b>	<b>118</b>	<b>36</b>	<b>68*</b>	<b>1235</b>	<b>15.06</b>	<b>0</b>	<b>4</b>	<b>17</b>	<b>1201.1</b>	<b>295</b>	<b>3311</b>	<b>201</b>	<b>16.47</b>	<b>6/22</b>	<b>35.9</b>	<b>2.8</b>

## Career Statistics – Current Players

### Horsburgh, R.

Summary	Career	M	I	NO	HS	Runs	Ave	100s	50s	0s	O	M	Runs	W	Ave	Best	Str	Eco
BLCA A1	2019-current	39	34	7	35*	261	9.67	0	0	6	0	0	0	0	-	-	-	-
BLCA A2	2018-2019	1	1	0	7	7	7.00	0	0	0	0	0	0	0	-	-	-	-
BLCA A3	2017-current	3	4	0	16	24	6.00	0	0	0	0	0	0	0	-	-	-	-
T20	2022-2023	2	2	0	5	5	2.50	0	0	1	0	0	0	0	-	-	-	-
<b>Total</b>	<b>2017-current</b>	<b>45</b>	<b>41</b>	<b>7</b>	<b>35*</b>	<b>297</b>	<b>8.74</b>	<b>0</b>	<b>0</b>	<b>7</b>	<b>0</b>	<b>0</b>	<b>0</b>	<b>0</b>	<b>-</b>	<b>-</b>	<b>-</b>	<b>-</b>

### Hutchins, H.

Summary	Career	M	I	NO	HS	Runs	Ave	100s	50s	0s	O	M	Runs	W	Ave	Best	Str	Eco
BLCA A4	2023-current	1	1	0	0	0	0.00	0	0	1	1.3	0	36	0	-	0/36	-	24.0
BLCA A5	2022-current	9	5	1	16	18	4.50	0	0	1	6	1	44	0	-	0/5	-	7.3
<b>Total</b>	<b>2022-current</b>	<b>10</b>	<b>6</b>	<b>1</b>	<b>16</b>	<b>18</b>	<b>3.60</b>	<b>0</b>	<b>0</b>	<b>2</b>	<b>7.3</b>	<b>1</b>	<b>80</b>	<b>0</b>	<b>-</b>	<b>0/5</b>	<b>-</b>	<b>10.7</b>

### Jones, D.

Summary	Career	M	I	NO	HS	Runs	Ave	100s	50s	0s	O	M	Runs	W	Ave	Best	Str	Eco
BLCA A1	2023-current	12	8	1	15	28	4.00	0	0	4	7	0	23	3	7.67	2/17	14.0	3.3
<b>Total</b>	<b>2023-current</b>	<b>12</b>	<b>8</b>	<b>1</b>	<b>15</b>	<b>28</b>	<b>4.00</b>	<b>0</b>	<b>0</b>	<b>4</b>	<b>7</b>	<b>0</b>	<b>23</b>	<b>3</b>	<b>7.67</b>	<b>2/17</b>	<b>14.0</b>	<b>3.3</b>

### Karlovec, D.

Summary	Career	M	I	NO	HS	Runs	Ave	100s	50s	0s	O	M	Runs	W	Ave	Best	Str	Eco
BLCA A4	2023-current	2	2	0	8	8	4.00	0	0	1	0	0	0	0	-	-	-	-
BLCA A5	2023-current	1	0	0	DNB	0	-	0	0	0	7	1	36	1	36.00	1/36	42.0	5.1
<b>Total</b>	<b>2023-current</b>	<b>3</b>	<b>2</b>	<b>0</b>	<b>8</b>	<b>8</b>	<b>4.00</b>	<b>0</b>	<b>0</b>	<b>1</b>	<b>7</b>	<b>1</b>	<b>36</b>	<b>1</b>	<b>36.00</b>	<b>1/36</b>	<b>42.0</b>	<b>5.1</b>

## Career Statistics – Current Players

### Kells, E.

Summary	Career	M	I	NO	HS	Runs	Ave	100s	50s	0s	O	M	Runs	W	Ave	Best	Str	Eco
BLCA A3	2023-current	2	2	1	16*	17	17.00	0	0	0	0	0	0	0	-		-	-
BLCA A4	2023-current	4	3	1	43	72	36.00	0	0	0	0.2	0	3	0	-	0/3	-	9.0
<b>Total</b>	<b>2023-current</b>	<b>6</b>	<b>5</b>	<b>2</b>	<b>43</b>	<b>89</b>	<b>29.67</b>	<b>0</b>	<b>0</b>	<b>0</b>	<b>0.2</b>	<b>0</b>	<b>3</b>	<b>0</b>	<b>-</b>	<b>0/3</b>	<b>-</b>	<b>9.0</b>

### Koch, D.

Summary	Career	M	I	NO	HS	Runs	Ave	100s	50s	0s	O	M	Runs	W	Ave	Best	Str	Eco
BLCA A1	2014-current	56	56	6	103	877	17.54	1	3	5	15	2	86	4	21.50	3/22	22.5	5.7
BLCA A2	2014-2019	17	15	6	148	498	55.33	2	1	1	12	0	46	2	23.00	2/13	36.0	3.8
BLCA A3	2019-current	4	4	0	91	153	38.25	0	1	0	0	0	0	0	-		-	-
BLCA A4	2015-current	12	11	1	148	523	52.30	1	3	0	25	1	105	3	35.00	2/12	50.0	4.2
T20	2018-2023	2	1	0	23	23	23.00	0	0	0	0	0	0	0	-		-	-
<b>Total</b>	<b>2014-current</b>	<b>91</b>	<b>87</b>	<b>13</b>	<b>148</b>	<b>2074</b>	<b>28.03</b>	<b>4</b>	<b>8</b>	<b>6</b>	<b>52</b>	<b>3</b>	<b>237</b>	<b>9</b>	<b>26.33</b>	<b>3/22</b>	<b>34.7</b>	<b>4.6</b>

### Kokot, A.

Summary	Career	M	I	NO	HS	Runs	Ave	100s	50s	0s	O	M	Runs	W	Ave	Best	Str	Eco
PDCA	2005-2009	51	49	16	58	638	19.33	0	1	8	-	0	0	0	-		-	-
BLCA A1	2009-2019	125	123	24	138	2557	25.83	3	11	11	0	0	0	0	-		-	-
BLCA A2	2022-2023	3	3	0	7	17	5.67	0	0	0	0	0	0	0	-		-	-
BLCA A3	2011-current	12	15	5	156	579	57.90	1	3	1	0	0	0	0	-		-	-
BLCA A5	2022-2023	3	3	2	47	128	128.00	0	0	0	0	0	0	0	-		-	-
<b>Total</b>	<b>2005-current</b>	<b>194</b>	<b>193</b>	<b>47</b>	<b>156</b>	<b>3919</b>	<b>26.84</b>	<b>4</b>	<b>15</b>	<b>20</b>	<b>0</b>	<b>0</b>	<b>0</b>	<b>0</b>	<b>-</b>		<b>-</b>	<b>-</b>

## Career Statistics – Current Players

### Kreutner, Z.

Summary	Career	M	I	NO	HS	Runs	Ave	100s	50s	0s	O	M	Runs	W	Ave	Best	Str	Eco
BLCA A1	2015-current	61	68	8	83	1313	21.88	0	5	8	6	0	59	2	29.50	2/50	18.0	9.8
BLCA A2	2016-2023	14	12	3	33	170	18.89	0	0	1	0	0	0	0	-		-	-
BLCA A3	2013-2023	3	2	0	1	1	0.50	0	0	1	4	0	20	2	10.00	2/20	12.0	5.0
BLCA A4	2015-2016	1	1	0	33	33	33.00	0	0	0	0	0	0	0	-		-	-
T20	2017-2023	6	6	2	45	140	35.00	0	0	0	0	0	0	0	-		-	-
<b>Total</b>	<b>2013-current</b>	<b>85</b>	<b>89</b>	<b>13</b>	<b>83</b>	<b>1657</b>	<b>21.80</b>	<b>0</b>	<b>5</b>	<b>10</b>	<b>10</b>	<b>0</b>	<b>79</b>	<b>4</b>	<b>19.75</b>	<b>2/20</b>	<b>15.0</b>	<b>7.9</b>

### Lane, J.

Summary	Career	M	I	NO	HS	Runs	Ave	100s	50s	0s	O	M	Runs	W	Ave	Best	Str	Eco
BLCA A5	2022-current	18	11	1	11	33	3.30	0	0	3	21.4	0	136	0	-	0/3	-	6.3
<b>Total</b>	<b>2022-current</b>	<b>18</b>	<b>11</b>	<b>1</b>	<b>11</b>	<b>33</b>	<b>3.30</b>	<b>0</b>	<b>0</b>	<b>3</b>	<b>21.4</b>	<b>0</b>	<b>136</b>	<b>0</b>	<b>-</b>	<b>0/3</b>	<b>-</b>	<b>6.3</b>

### Lane, T.

Summary	Career	M	I	NO	HS	Runs	Ave	100s	50s	0s	O	M	Runs	W	Ave	Best	Str	Eco
BLCA A5	2023-current	1	1	0	13	13	13.00	0	0	0	0	0	0	0	-		-	-
<b>Total</b>	<b>2023-current</b>	<b>1</b>	<b>1</b>	<b>0</b>	<b>13</b>	<b>13</b>	<b>13.00</b>	<b>0</b>	<b>0</b>	<b>0</b>	<b>0</b>	<b>0</b>	<b>0</b>	<b>0</b>	<b>-</b>		<b>-</b>	<b>-</b>

### Laycock, J.

Summary	Career	M	I	NO	HS	Runs	Ave	100s	50s	0s	O	M	Runs	W	Ave	Best	Str	Eco
BLCA A1	2023-current	2	1	0	30	30	30.00	0	0	0	11	1	25	4	6.25	3/8	16.5	2.3
BLCA A3	2023-current	1	1	1	4*	4	-	0	0	0	6	0	20	3	6.67	3/20	12.0	3.3
<b>Total</b>	<b>2023-current</b>	<b>3</b>	<b>2</b>	<b>1</b>	<b>30</b>	<b>34</b>	<b>34.00</b>	<b>0</b>	<b>0</b>	<b>0</b>	<b>17</b>	<b>1</b>	<b>45</b>	<b>7</b>	<b>6.43</b>	<b>3/8</b>	<b>14.6</b>	<b>2.6</b>

## Career Statistics – Current Players

### Martin, B.

Summary	Career	M	I	NO	HS	Runs	Ave	100s	50s	0s	O	M	Runs	W	Ave	Best	Str	Eco
BLCA A2	2018-2019	9	8	0	41	90	11.25	0	0	2	60	6	203	9	22.56	3/28	40.0	3.4
BLCA A4	2023-current	1	1	1	47*	47	-	0	0	0	3	0	19	0	-	0/19	-	6.3
BLCA A5	2023-current	9	6	2	32	84	21.00	0	0	1	58.2	6	175	11	15.91	2/10	31.8	3.0
T20	2018-2019	1	1	0	0	0	0.00	0	0	1	0	0	0	0	-	-	-	-
<b>Total</b>	<b>2018-current</b>	<b>20</b>	<b>16</b>	<b>3</b>	<b>47*</b>	<b>221</b>	<b>17.00</b>	<b>0</b>	<b>0</b>	<b>4</b>	<b>121.2</b>	<b>12</b>	<b>397</b>	<b>20</b>	<b>19.85</b>	<b>3/28</b>	<b>36.4</b>	<b>3.3</b>

### McCafferty, C.

Summary	Career	M	I	NO	HS	Runs	Ave	100s	50s	0s	O	M	Runs	W	Ave	Best	Str	Eco
BLCA A4	2023-current	1	0	0	DNB	0	-	0	0	0	1	0	8	1	8.00	1/8	6.0	8.0
<b>Total</b>	<b>2023-current</b>	<b>1</b>	<b>0</b>	<b>0</b>	<b>DNB</b>	<b>0</b>	<b>-</b>	<b>0</b>	<b>0</b>	<b>0</b>	<b>1</b>	<b>0</b>	<b>8</b>	<b>1</b>	<b>8.00</b>	<b>1/8</b>	<b>6.0</b>	<b>8.0</b>

### McCafferty, J.

Summary	Career	M	I	NO	HS	Runs	Ave	100s	50s	0s	O	M	Runs	W	Ave	Best	Str	Eco
BLCA A4	2023-current	2	1	1	49*	49	-	0	0	0	6	0	25	0	-	0/25	-	4.2
BLCA A5	2023-current	1	1	1	12*	12	-	0	0	0	4	2	10	1	10.00	1/10	24.0	2.5
T20	2022-2023	1	1	1	9*	9	-	0	0	0	4	1	16	4	4.00	4/16	6.0	4.0
<b>Total</b>	<b>2022-current</b>	<b>4</b>	<b>3</b>	<b>3</b>	<b>49*</b>	<b>70</b>	<b>-</b>	<b>0</b>	<b>0</b>	<b>0</b>	<b>14</b>	<b>3</b>	<b>51</b>	<b>5</b>	<b>10.20</b>	<b>4/16</b>	<b>16.8</b>	<b>3.6</b>

### Moorhouse, H.

Summary	Career	M	I	NO	HS	Runs	Ave	100s	50s	0s	O	M	Runs	W	Ave	Best	Str	Eco
BLCA A4	2023-current	8	5	2	2*	2	0.67	0	0	3	19	0	181	1	181.00	1/38	114.0	9.5
BLCA A5	2023-current	2	1	0	0	0	0.00	0	0	1	4	1	26	0	-	0/10	-	6.5
<b>Total</b>	<b>2023-current</b>	<b>10</b>	<b>6</b>	<b>2</b>	<b>2*</b>	<b>2</b>	<b>0.50</b>	<b>0</b>	<b>0</b>	<b>4</b>	<b>23</b>	<b>1</b>	<b>207</b>	<b>1</b>	<b>207.00</b>	<b>1/38</b>	<b>138.0</b>	<b>9.0</b>

## Career Statistics – Current Players

### Morrow, E.

Summary	Career	M	I	NO	HS	Runs	Ave	100s	50s	0s	O	M	Runs	W	Ave	Best	Str	Eco
BLCA A1	2016-current	20	21	1	50	312	15.60	0	1	4	0	0	0	0	-		-	-
BLCA A2	2015-2023	11	9	0	23	77	8.56	0	0	1	0	0	0	0	-		-	-
BLCA A3	2019-2023	6	6	1	92	224	44.80	0	1	0	0	0	0	0	-		-	-
BLCA A4	2014-current	6	5	0	86	148	29.60	0	1	0	4	0	19	1	19.00	1/19	24.0	4.8
BLCA A5	2022-current	7	7	3	317*	607	151.75	2	2	0	3	0	14	0	-	0/1	-	4.7
T20	2016-2018	5	4	1	15	30	10.00	0	0	0	0	0	0	0	-		-	-
<b>Total</b>	<b>2014-current</b>	<b>55</b>	<b>52</b>	<b>6</b>	<b>317*</b>	<b>1398</b>	<b>30.39</b>	<b>2</b>	<b>5</b>	<b>5</b>	<b>7</b>	<b>0</b>	<b>33</b>	<b>1</b>	<b>33.00</b>	<b>1/19</b>	<b>42.0</b>	<b>4.7</b>

### Murch, L.

Summary	Career	M	I	NO	HS	Runs	Ave	100s	50s	0s	O	M	Runs	W	Ave	Best	Str	Eco
BLCA A5	2023-current	7	5	0	10	16	3.20	0	0	2	48	5	203	12	16.92	4/39	24.0	4.2
<b>Total</b>	<b>2023-current</b>	<b>7</b>	<b>5</b>	<b>0</b>	<b>10</b>	<b>16</b>	<b>3.20</b>	<b>0</b>	<b>0</b>	<b>2</b>	<b>48</b>	<b>5</b>	<b>203</b>	<b>12</b>	<b>16.92</b>	<b>4/39</b>	<b>24.0</b>	<b>4.2</b>

### Newbound, B.

Summary	Career	M	I	NO	HS	Runs	Ave	100s	50s	0s	O	M	Runs	W	Ave	Best	Str	Eco
PDCA	1997-2009	55	55	5	64	895	17.90	0	1	6	5.4	0	60	1	60.00		34.0	10.6
BLCA A2	2016-2019	4	4	0	18	44	11.00	0	0	1	0	0	0	0	-		-	-
BLCA A3	2009-current	11	11	0	33	144	13.09	0	0	3	2.5	0	46	2	23.00	1/8	8.5	16.2
BLCA A4	2015-current	23	21	3	84	399	22.17	0	2	2	0	0	0	0	-		-	-
<b>Total</b>	<b>1997-current</b>	<b>93</b>	<b>91</b>	<b>8</b>	<b>84</b>	<b>1482</b>	<b>17.86</b>	<b>0</b>	<b>3</b>	<b>12</b>	<b>8.3</b>	<b>0</b>	<b>106</b>	<b>3</b>	<b>35.33</b>	<b>1/8</b>	<b>17.0</b>	<b>12.5</b>

## Career Statistics – Current Players

### O'Brien, W.

Summary	Career	M	I	NO	HS	Runs	Ave	100s	50s	0s	O	M	Runs	W	Ave	Best	Str	Eco
BLCA A1	2019-current	40	39	10	115	<b>687</b>	23.69	1	1	3	216	37	782	<b>33</b>	23.70	4/40	39.3	3.6
BLCA A2	2019-2022	4	3	0	21	<b>22</b>	7.33	0	0	1	13	2	38	<b>1</b>	38.00	1/16	78.0	2.9
BLCA A3	2017-2022	6	4	1	41	<b>56</b>	18.67	0	0	0	35	9	59	<b>8</b>	7.38	2/1	26.3	1.7
BLCA A5	2022-2023	1	1	0	36	<b>36</b>	36.00	0	0	0	8	2	16	<b>0</b>	-	0/16	-	2.0
T20	2022-2023	3	3	0	38	<b>40</b>	13.33	0	0	1	11	1	80	<b>2</b>	40.00	1/20	33.0	7.3
<b>Total</b>	<b>2017-current</b>	<b>55</b>	<b>49</b>	<b>11</b>	<b>115</b>	<b>831</b>	<b>21.87</b>	<b>1</b>	<b>1</b>	<b>5</b>	<b>283</b>	<b>51</b>	<b>975</b>	<b>44</b>	<b>22.16</b>	<b>4/40</b>	<b>38.6</b>	<b>3.4</b>

### Penna, B.

Summary	Career	M	I	NO	HS	Runs	Ave	100s	50s	0s	O	M	Runs	W	Ave	Best	Str	Eco
BLCA A3	2022-2023	1	1	0	2	<b>2</b>	2.00	0	0	0	4	1	20	<b>0</b>	-	0/20	-	5.0
BLCA A5	2022-current	19	12	3	21*	<b>49</b>	5.44	0	0	4	130	16	523	<b>37</b>	14.14	7/28	21.1	4.0
<b>Total</b>	<b>2022-current</b>	<b>20</b>	<b>13</b>	<b>3</b>	<b>21*</b>	<b>51</b>	<b>5.10</b>	<b>0</b>	<b>0</b>	<b>4</b>	<b>134</b>	<b>17</b>	<b>543</b>	<b>37</b>	<b>14.68</b>	<b>7/28</b>	<b>21.7</b>	<b>4.1</b>

### Powell, J.

Summary	Career	M	I	NO	HS	Runs	Ave	100s	50s	0s	O	M	Runs	W	Ave	Best	Str	Eco
BLCA A3	2022-2023	2	2	0	1	<b>1</b>	0.50	0	0	1	0	0	0	<b>0</b>	-	-	-	-
BLCA A5	2022-current	17	12	0	10	<b>27</b>	2.25	0	0	5	2.1	0	17	<b>2</b>	8.50	1/5	6.5	7.8
<b>Total</b>	<b>2022-current</b>	<b>19</b>	<b>14</b>	<b>0</b>	<b>10</b>	<b>28</b>	<b>2.00</b>	<b>0</b>	<b>0</b>	<b>6</b>	<b>2.1</b>	<b>0</b>	<b>17</b>	<b>2</b>	<b>8.50</b>	<b>1/5</b>	<b>6.5</b>	<b>7.8</b>

### Price, M.

Summary	Career	M	I	NO	HS	Runs	Ave	100s	50s	0s	O	M	Runs	W	Ave	Best	Str	Eco
BLCA A3	2022-2023	5	6	1	11	<b>22</b>	4.40	0	0	2	15	2	86	<b>4</b>	21.50	4/26	22.5	5.7
BLCA A4	2023-current	11	6	0	15	<b>40</b>	6.67	0	0	2	40	4	217	<b>10</b>	21.70	5/21	24.0	5.4
BLCA A5	2022-current	4	1	1	0*	<b>0</b>	-	0	0	0	12.4	0	42	<b>3</b>	14.00	2/26	25.3	3.3
<b>Total</b>	<b>2022-current</b>	<b>20</b>	<b>13</b>	<b>2</b>	<b>15</b>	<b>62</b>	<b>5.64</b>	<b>0</b>	<b>0</b>	<b>4</b>	<b>67.4</b>	<b>6</b>	<b>345</b>	<b>17</b>	<b>20.29</b>	<b>5/21</b>	<b>23.9</b>	<b>5.1</b>



## Career Statistics – Current Players

### Pullman, A.

Summary	Career	M	I	NO	HS	Runs	Ave	100s	50s	0s	O	M	Runs	W	Ave	Best	Str	Eco
BLCA A1	2019-current	29	22	8	19	97	6.93	0	0	3	177.1	31	683	20	34.15	2/5	53.1	3.9
BLCA A2	2017-2023	17	14	4	33	168	16.80	0	0	1	107.1	18	430	24	17.92	5/36	26.8	4.0
BLCA A3	2017-current	11	7	2	28*	58	11.60	0	0	1	50.4	11	167	11	15.18	3/3	27.6	3.3
BLCA A4	2018-2019	14	10	2	12*	46	5.75	0	0	0	74.5	8	264	13	20.31	3/26	34.5	3.5
BLCA A5	2022-2023	11	9	4	58	129	25.80	0	1	0	65	19	160	15	10.67	4/15	26.0	2.5
T20	2022-2023	2	1	1	3*	3	-	0	0	0	3	1	9	0	-	0/9	-	3.0
<b>Total</b>	<b>2017-current</b>	<b>84</b>	<b>63</b>	<b>21</b>	<b>58</b>	<b>501</b>	<b>11.93</b>	<b>0</b>	<b>1</b>	<b>5</b>	<b>477.5</b>	<b>88</b>	<b>1713</b>	<b>83</b>	<b>20.64</b>	<b>5/36</b>	<b>34.5</b>	<b>3.6</b>

### Riggs, J.

Summary	Career	M	I	NO	HS	Runs	Ave	100s	50s	0s	O	M	Runs	W	Ave	Best	Str	Eco
BLCA A1	2022-current	10	7	2	16	36	7.20	0	0	2	60	8	188	20	9.40	4/27	18.0	3.1
BLCA A2	2018-2023	18	17	2	19	83	5.53	0	0	5	167	49	420	18	23.33	3/13	55.7	2.5
BLCA A3	2019-2021	7	6	1	12	42	8.40	0	0	1	42	10	128	6	21.33	3/27	42.0	3.0
BLCA A4	2018-current	15	14	2	54	293	24.42	0	1	1	72.1	15	284	18	15.78	4/32	24.1	3.9
BLCA A5	2022-2023	1	1	0	4	4	4.00	0	0	0	8	1	14	4	3.50	4/14	12.0	1.8
T20	2022-2023	1	0	0	DNB	0	-	0	0	0	2	0	14	1	14.00	1/14	12.0	7.0
<b>Total</b>	<b>2018-current</b>	<b>52</b>	<b>45</b>	<b>7</b>	<b>54</b>	<b>458</b>	<b>12.05</b>	<b>0</b>	<b>1</b>	<b>9</b>	<b>351.1</b>	<b>83</b>	<b>1048</b>	<b>67</b>	<b>15.64</b>	<b>4/14</b>	<b>31.4</b>	<b>3.0</b>

### Riggs, L.

Summary	Career	M	I	NO	HS	Runs	Ave	100s	50s	0s	O	M	Runs	W	Ave	Best	Str	Eco
BLCA A3	2021-2022	1	1	0	1	1	1.00	0	0	0	0	0	0	0	-	-	-	-
BLCA A5	2022-current	4	2	1	6*	10	10.00	0	0	0	9	0	43	2	21.50	2/15	27.0	4.8
<b>Total</b>	<b>2021-current</b>	<b>5</b>	<b>3</b>	<b>1</b>	<b>6*</b>	<b>11</b>	<b>5.50</b>	<b>0</b>	<b>0</b>	<b>0</b>	<b>9</b>	<b>0</b>	<b>43</b>	<b>2</b>	<b>21.50</b>	<b>2/15</b>	<b>27.0</b>	<b>4.8</b>

## Career Statistics – Current Players

### Riggs, Sam

Summary	Career	M	I	NO	HS	Runs	Ave	100s	50s	0s	O	M	Runs	W	Ave	Best	Str	Eco
BLCA A3	2021-current	2	3	0	10	12	4.00	0	0	0	10	1	48	1	48.00	1/27	60.0	4.8
BLCA A5	2022-current	21	20	4	126*	636	39.75	1	4	0	44	8	177	5	35.40	3/3	52.8	4.0
<b>Total</b>	<b>2021-current</b>	<b>23</b>	<b>23</b>	<b>4</b>	<b>126*</b>	<b>648</b>	<b>34.11</b>	<b>1</b>	<b>4</b>	<b>0</b>	<b>54</b>	<b>9</b>	<b>225</b>	<b>6</b>	<b>37.50</b>	<b>3/3</b>	<b>54.0</b>	<b>4.2</b>

### Roberts, C.

Summary	Career	M	I	NO	HS	Runs	Ave	100s	50s	0s	O	M	Runs	W	Ave	Best	Str	Eco
PDCA	1987-2009	190	175	30	199	5477	37.77	5	25	17	737.5	224	2629	189	13.91	6/28	23.4	3.6
BLCA A1	2009-current	177	159	28	100*	3062	23.37	1	15	11	1203.5	203	4317	262	16.48	6/28	27.6	3.6
BLCA A2	2020-2022	8	8	2	64*	228	38.00	0	1	0	20	1	92	4	23.00	2/25	30.0	4.6
BLCA A3	2011-current	13	13	4	94	366	40.67	0	3	0	100	26	184	29	6.34	4/6	20.7	1.8
BLCA A4	2018-2019	1	1	0	10	10	10.00	0	0	0	8	0	47	2	23.50	2/47	24.0	5.9
T20	2016-2023	6	4	3	18*	23	23.00	0	0	0	16.4	1	86	11	7.82	4/8	9.1	5.2
<b>Total</b>	<b>1987-current</b>	<b>395</b>	<b>360</b>	<b>67</b>	<b>199</b>	<b>9166</b>	<b>31.28</b>	<b>6</b>	<b>44</b>	<b>28</b>	<b>2086.2</b>	<b>455</b>	<b>7355</b>	<b>497</b>	<b>14.80</b>	<b>6/28</b>	<b>25.2</b>	<b>3.5</b>

### Roberts, H.

Summary	Career	M	I	NO	HS	Runs	Ave	100s	50s	0s	O	M	Runs	W	Ave	Best	Str	Eco
BLCA A1	2022-current	10	8	3	46*	118	23.60	0	0	1	0	0	0	0	-	-	-	-
BLCA A2	2019-2023	27	26	4	26	143	6.50	0	0	6	0	0	0	0	-	-	-	-
BLCA A3	2019-current	6	6	1	44*	98	19.60	0	0	1	0	0	0	0	-	-	-	-
BLCA A5	2022-2023	1	1	0	1	1	1.00	0	0	0	0	0	0	0	-	-	-	-
<b>Total</b>	<b>2019-current</b>	<b>44</b>	<b>41</b>	<b>8</b>	<b>46*</b>	<b>360</b>	<b>10.91</b>	<b>0</b>	<b>0</b>	<b>8</b>	<b>0</b>	<b>0</b>	<b>0</b>	<b>0</b>	<b>-</b>	<b>-</b>	<b>-</b>	<b>-</b>

## Career Statistics – Current Players

### Roberts, J.

Summary	Career	M	I	NO	HS	Runs	Ave	100s	50s	0s	O	M	Runs	W	Ave	Best	Str	Eco
BLCA A2	2017-2023	32	18	12	17*	78	13.00	0	0	3	181.3	27	745	23	32.39	4/18	47.3	4.1
BLCA A3	2017-current	27	17	7	24*	76	7.60	0	0	6	143.2	21	544	27	20.15	4/15	31.9	3.8
BLCA A4	2016-2019	26	7	1	10	24	4.00	0	0	3	100.5	10	398	22	18.09	4/15	27.5	3.9
BLCA A5	2022-2023	1	0	0	DNB	0	-	0	0	0	8	0	28	2	14.00	2/28	24.0	3.5
<b>Total</b>	<b>2016-current</b>	<b>86</b>	<b>42</b>	<b>20</b>	<b>24*</b>	<b>178</b>	<b>8.09</b>	<b>0</b>	<b>0</b>	<b>12</b>	<b>433.4</b>	<b>58</b>	<b>1715</b>	<b>74</b>	<b>23.18</b>	<b>4/15</b>	<b>35.2</b>	<b>4.0</b>

### Roberts, K.

Summary	Career	M	I	NO	HS	Runs	Ave	100s	50s	0s	O	M	Runs	W	Ave	Best	Str	Eco
PDCA	1993-2009	54	48	8	50	584	14.60	0	1	4	80	8	362	8	45.25		60.0	4.5
BLCA A1	2009-2023	40	40	6	49	420	12.35	0	0	6	1.3	0	4	0	-	0/0	-	2.7
BLCA A2	2009-2023	120	116	14	121	2878	28.22	3	12	4	2	0	5	1	5.00	1/5	12.0	2.5
BLCA A3	2011-current	19	17	1	49	299	18.69	0	0	2	1	1	0	0	-	0/0	-	0.0
BLCA A5	2022-2023	1	1	1	26*	26	-	0	0	0	0	0	0	0	-		-	-
T20	2017-2018	1	1	0	3	3	3.00	0	0	0	0	0	0	0	-		-	-
<b>Total</b>	<b>1993-current</b>	<b>235</b>	<b>223</b>	<b>30</b>	<b>121</b>	<b>4210</b>	<b>21.81</b>	<b>3</b>	<b>13</b>	<b>16</b>	<b>84.3</b>	<b>9</b>	<b>371</b>	<b>9</b>	<b>41.22</b>	<b>1/5</b>	<b>56.3</b>	<b>4.4</b>

### Rosenberg, H.

Summary	Career	M	I	NO	HS	Runs	Ave	100s	50s	0s	O	M	Runs	W	Ave	Best	Str	Eco
BLCA A4	2023-current	3	3	0	30	49	16.33	0	0	0	0	0	0	0	-		-	-
BLCA A5	2022-current	7	5	0	29	57	11.40	0	0	2	12	1	74	1	74.00	1/28	72.0	6.2
<b>Total</b>	<b>2022-current</b>	<b>10</b>	<b>8</b>	<b>0</b>	<b>30</b>	<b>106</b>	<b>13.25</b>	<b>0</b>	<b>0</b>	<b>2</b>	<b>12</b>	<b>1</b>	<b>74</b>	<b>1</b>	<b>74.00</b>	<b>1/28</b>	<b>72.0</b>	<b>6.2</b>

## Career Statistics – Current Players

### Rosenzweig, C.

Summary	Career	M	I	NO	HS	Runs	Ave	100s	50s	0s	O	M	Runs	W	Ave	Best	Str	Eco
BLCA A2	2021-2023	4	4	0	1	1	0.25	0	0	3	13	0	52	2	26.00	1/24	39.0	4.0
BLCA A3	2021-current	20	16	3	40	197	15.15	0	0	2	103.1	19	379	22	17.23	4/14	28.1	3.7
<b>Total</b>	<b>2021-current</b>	<b>24</b>	<b>20</b>	<b>3</b>	<b>40</b>	<b>198</b>	<b>11.65</b>	<b>0</b>	<b>0</b>	<b>5</b>	<b>116.1</b>	<b>19</b>	<b>431</b>	<b>24</b>	<b>17.96</b>	<b>4/14</b>	<b>29.0</b>	<b>3.7</b>

### Rule, K.

Summary	Career	M	I	NO	HS	Runs	Ave	100s	50s	0s	O	M	Runs	W	Ave	Best	Str	Eco
BLCA A1	2019-2020	1	1	1	19*	19	-	0	0	0	0	0	0	0	-	-	-	-
BLCA A2	2013-2023	64	61	8	48	686	12.94	0	0	9	169.2	4	833	34	24.50	6/34	29.9	4.9
BLCA A3	2011-current	41	51	1	64	404	8.08	0	1	21	141.2	8	818	28	29.21	3/76	30.3	5.8
BLCA A4	2010-current	30	25	5	55	279	13.95	0	1	3	49	6	293	8	36.63	2/28	36.8	6.0
BLCA A5	2022-2023	1	1	0	0	0	0.00	0	0	1	0	0	0	0	-	-	-	-
T20	2017-2018	2	1	0	3	3	3.00	0	0	0	0	0	0	0	-	-	-	-
<b>Total</b>	<b>2010-current</b>	<b>139</b>	<b>140</b>	<b>15</b>	<b>64</b>	<b>1391</b>	<b>11.13</b>	<b>0</b>	<b>2</b>	<b>34</b>	<b>359.4</b>	<b>18</b>	<b>1944</b>	<b>70</b>	<b>27.77</b>	<b>6/34</b>	<b>30.8</b>	<b>5.4</b>

### Sibbick, J.

Summary	Career	M	I	NO	HS	Runs	Ave	100s	50s	0s	O	M	Runs	W	Ave	Best	Str	Eco
BLCA A1	2020-2023	13	11	4	39*	164	23.43	0	0	1	46	9	173	10	17.30	3/16	27.6	3.8
BLCA A2	2020-2023	14	16	5	102	469	42.64	1	3	1	136.2	43	326	30	10.87	6/41	27.3	2.4
BLCA A3	2022-current	12	11	5	94	447	74.50	0	5	0	81.1	28	168	23	7.30	3/12	21.2	2.1
BLCA A5	2022-2023	2	1	1	14*	14	-	0	0	0	7	3	8	0	-	0/8	-	1.1
T20	2022-2023	1	1	1	24*	24	-	0	0	0	0	0	0	0	-	-	-	-
<b>Total</b>	<b>2020-current</b>	<b>42</b>	<b>40</b>	<b>16</b>	<b>102</b>	<b>1118</b>	<b>46.58</b>	<b>1</b>	<b>8</b>	<b>2</b>	<b>270.3</b>	<b>83</b>	<b>675</b>	<b>63</b>	<b>10.71</b>	<b>6/41</b>	<b>25.8</b>	<b>2.5</b>

## Career Statistics – Current Players

### Sibbick, O.

Summary	Career	M	I	NO	HS	Runs	Ave	100s	50s	0s	O	M	Runs	W	Ave	Best	Str	Eco
BLCA A5	2023-current	1	1	0	0	0	0.00	0	0	1	0	0	0	0	-		-	-
<b>Total</b>	<b>2023-current</b>	<b>1</b>	<b>1</b>	<b>0</b>	<b>0</b>	<b>0</b>	<b>0.00</b>	<b>0</b>	<b>0</b>	<b>1</b>	<b>0</b>	<b>0</b>	<b>0</b>	<b>0</b>	<b>-</b>		<b>-</b>	<b>-</b>

### Sibbick, R.

Summary	Career	M	I	NO	HS	Runs	Ave	100s	50s	0s	O	M	Runs	W	Ave	Best	Str	Eco
BLCA A3	2020-2021	10	9	2	30*	72	10.29	0	0	3	12	0	82	1	82.00	1/30	72.0	6.8
BLCA A5	2023-current	5	4	0	84	135	33.75	0	1	0	19.4	2	58	3	19.33	1/0	39.3	2.9
<b>Total</b>	<b>2020-current</b>	<b>15</b>	<b>13</b>	<b>2</b>	<b>84</b>	<b>207</b>	<b>18.82</b>	<b>0</b>	<b>1</b>	<b>3</b>	<b>31.4</b>	<b>2</b>	<b>140</b>	<b>4</b>	<b>35.00</b>	<b>1/0</b>	<b>47.5</b>	<b>4.4</b>

### Sibbick, S.

Summary	Career	M	I	NO	HS	Runs	Ave	100s	50s	0s	O	M	Runs	W	Ave	Best	Str	Eco
BLCA A5	2023-current	2	2	1	3	5	5.00	0	0	0	0	0	0	0	-		-	-
<b>Total</b>	<b>2023-current</b>	<b>2</b>	<b>2</b>	<b>1</b>	<b>3</b>	<b>5</b>	<b>5.00</b>	<b>0</b>	<b>0</b>	<b>0</b>	<b>0</b>	<b>0</b>	<b>0</b>	<b>0</b>	<b>-</b>		<b>-</b>	<b>-</b>

### Singh, K.

Summary	Career	M	I	NO	HS	Runs	Ave	100s	50s	0s	O	M	Runs	W	Ave	Best	Str	Eco
BLCA A1	2023-current	1	0	0	DNB	0	-	0	0	0	5	2	13	2	6.50	2/13	15.0	2.6
<b>Total</b>	<b>2023-current</b>	<b>1</b>	<b>0</b>	<b>0</b>	<b>DNB</b>	<b>0</b>	<b>-</b>	<b>0</b>	<b>0</b>	<b>0</b>	<b>5</b>	<b>2</b>	<b>13</b>	<b>2</b>	<b>6.50</b>	<b>2/13</b>	<b>15.0</b>	<b>2.6</b>

### Spangler, M.

Summary	Career	M	I	NO	HS	Runs	Ave	100s	50s	0s	O	M	Runs	W	Ave	Best	Str	Eco
BLCA A4	2023-current	1	1	1	1*	1	-	0	0	0	0	0	0	0	-		-	-
BLCA A5	2023-current	4	2	1	2	3	3.00	0	0	0	10	1	51	4	12.75	3/12	15.0	5.1
<b>Total</b>	<b>2023-current</b>	<b>5</b>	<b>3</b>	<b>2</b>	<b>2</b>	<b>4</b>	<b>4.00</b>	<b>0</b>	<b>0</b>	<b>0</b>	<b>10</b>	<b>1</b>	<b>51</b>	<b>4</b>	<b>12.75</b>	<b>3/12</b>	<b>15.0</b>	<b>5.1</b>

## Career Statistics – Current Players

### Stork, R.

Summary	Career	M	I	NO	HS	Runs	Ave	100s	50s	0s	O	M	Runs	W	Ave	Best	Str	Eco
PDCA	2006-2009	26	15	3	56*	163	13.58	0	1	4	44.5	14	603	15	40.20		17.9	13.4
BLCA A1	2010-current	24	10	4	9*	30	5.00	0	0	2	146.5	18	618	32	19.31	6/38	27.5	4.2
BLCA A2	2009-2011	2	2	0	9	9	4.50	0	0	1	8	2	34	3	11.33	3/34	16.0	4.3
BLCA A3	2009-2010	1	1	0	0	0	0.00	0	0	1	0	0	0	0	-		-	-
<b>Total</b>	<b>2006-current</b>	<b>53</b>	<b>28</b>	<b>7</b>	<b>56*</b>	<b>202</b>	<b>9.62</b>	<b>0</b>	<b>1</b>	<b>8</b>	<b>199.4</b>	<b>34</b>	<b>1255</b>	<b>50</b>	<b>25.10</b>	<b>6/38</b>	<b>24.0</b>	<b>6.3</b>

### Tappert, L.

Summary	Career	M	I	NO	HS	Runs	Ave	100s	50s	0s	O	M	Runs	W	Ave	Best	Str	Eco
BLCA A2	2022-2023	1	1	0	2	2	2.00	0	0	0	4	2	18	2	9.00	2/18	12.0	4.5
BLCA A3	2023-current	1	0	0	DNB	0	-	0	0	0	2	0	22	0	-	0/0	-	11.0
BLCA A4	2018-current	8	5	1	19	38	9.50	0	0	0	44	7	194	8	24.25	3/39	33.0	4.4
BLCA A5	2022-2023	5	3	0	76	88	29.33	0	1	1	1.4	0	2	1	2.00	1/2	10.0	1.2
<b>Total</b>	<b>2018-current</b>	<b>15</b>	<b>9</b>	<b>1</b>	<b>76</b>	<b>128</b>	<b>16.00</b>	<b>0</b>	<b>1</b>	<b>1</b>	<b>51.4</b>	<b>9</b>	<b>236</b>	<b>11</b>	<b>21.45</b>	<b>3/39</b>	<b>28.2</b>	<b>4.6</b>

### Tappert, R.

Summary	Career	M	I	NO	HS	Runs	Ave	100s	50s	0s	O	M	Runs	W	Ave	Best	Str	Eco
BLCA A3	2022-2023	1	2	0	7	12	6.00	0	0	0	0	0	0	0	-		-	-
BLCA A5	2023-current	7	3	0	9	9	3.00	0	0	2	2	0	25	1	25.00	1/11	12.0	12.5
<b>Total</b>	<b>2022-current</b>	<b>8</b>	<b>5</b>	<b>0</b>	<b>9</b>	<b>21</b>	<b>4.20</b>	<b>0</b>	<b>0</b>	<b>2</b>	<b>2</b>	<b>0</b>	<b>25</b>	<b>1</b>	<b>25.00</b>	<b>1/11</b>	<b>12.0</b>	<b>12.5</b>

### Traeger, A.

Summary	Career	M	I	NO	HS	Runs	Ave	100s	50s	0s	O	M	Runs	W	Ave	Best	Str	Eco
BLCA A2	2017-2020	29	20	4	31	82	5.13	0	0	7	159	29	534	38	14.05	5/11	25.1	3.4
BLCA A3	2016-2023	17	14	3	19	79	7.18	0	0	4	86.5	12	356	14	25.43	2/3	37.2	4.1
BLCA A4	2015-current	17	9	4	35*	104	20.80	0	0	2	64.4	6	321	14	22.93	3/17	27.7	5.0
<b>Total</b>	<b>2015-current</b>	<b>63</b>	<b>43</b>	<b>11</b>	<b>35*</b>	<b>265</b>	<b>8.28</b>	<b>0</b>	<b>0</b>	<b>13</b>	<b>310.3</b>	<b>47</b>	<b>1211</b>	<b>66</b>	<b>18.35</b>	<b>5/11</b>	<b>28.2</b>	<b>3.9</b>

## Career Statistics – Current Players

### Wallwork, A.

Summary	Career	M	I	NO	HS	Runs	Ave	100s	50s	0s	O	M	Runs	W	Ave	Best	Str	Eco
PDCA	2003-2009	33	35	4	93	<b>716</b>	23.10	0	4	9	21.2	2	90	<b>4</b>	22.50		32.0	4.2
BLCA A1	2011-2015	2	3	0	3	<b>4</b>	1.33	0	0	1	0	0	0	<b>0</b>	-		-	-
BLCA A2	2009-2023	109	104	11	127*	<b>2633</b>	28.31	2	11	8	2	0	14	<b>0</b>	-	0/14	-	7.0
BLCA A3	2009-2023	25	25	4	156*	<b>925</b>	44.05	1	6	1	2	0	15	<b>1</b>	15.00	1/15	12.0	7.5
BLCA A4	2010-current	31	30	7	121*	<b>1055</b>	45.87	1	9	0	0	0	0	<b>0</b>	-		-	-
<b>Total</b>	<b>2003-current</b>	<b>200</b>	<b>197</b>	<b>26</b>	<b>156*</b>	<b>5333</b>	<b>31.19</b>	<b>4</b>	<b>30</b>	<b>19</b>	<b>25.2</b>	<b>2</b>	<b>119</b>	<b>5</b>	<b>23.80</b>	<b>1/15</b>	<b>30.4</b>	<b>4.7</b>

### Werner, I.

Summary	Career	M	I	NO	HS	Runs	Ave	100s	50s	0s	O	M	Runs	W	Ave	Best	Str	Eco
BLCA A1	2023-current	1	1	0	1	<b>1</b>	1.00	0	0	0	0	0	0	<b>0</b>	-		-	-
BLCA A2	2017-2018	1	1	0	27	<b>27</b>	27.00	0	0	0	0	0	0	<b>0</b>	-		-	-
BLCA A3	2019-2020	1	1	0	10	<b>10</b>	10.00	0	0	0	5	0	34	<b>2</b>	17.00	2/34	15.0	6.8
BLCA A4	2015-2019	17	16	5	40	<b>164</b>	14.91	0	0	3	25.5	0	102	<b>8</b>	12.75	3/5	19.4	3.9
BLCA A5	2022-2023	2	2	1	27	<b>39</b>	39.00	0	0	0	0	0	0	<b>0</b>	-		-	-
T20	2018-2023	4	4	0	55	<b>135</b>	33.75	0	1	0	1	0	4	<b>0</b>	-	0/4	-	4.0
<b>Total</b>	<b>2015-current</b>	<b>26</b>	<b>25</b>	<b>6</b>	<b>55</b>	<b>376</b>	<b>19.79</b>	<b>0</b>	<b>1</b>	<b>3</b>	<b>31.5</b>	<b>0</b>	<b>140</b>	<b>10</b>	<b>14.00</b>	<b>3/5</b>	<b>19.1</b>	<b>4.4</b>

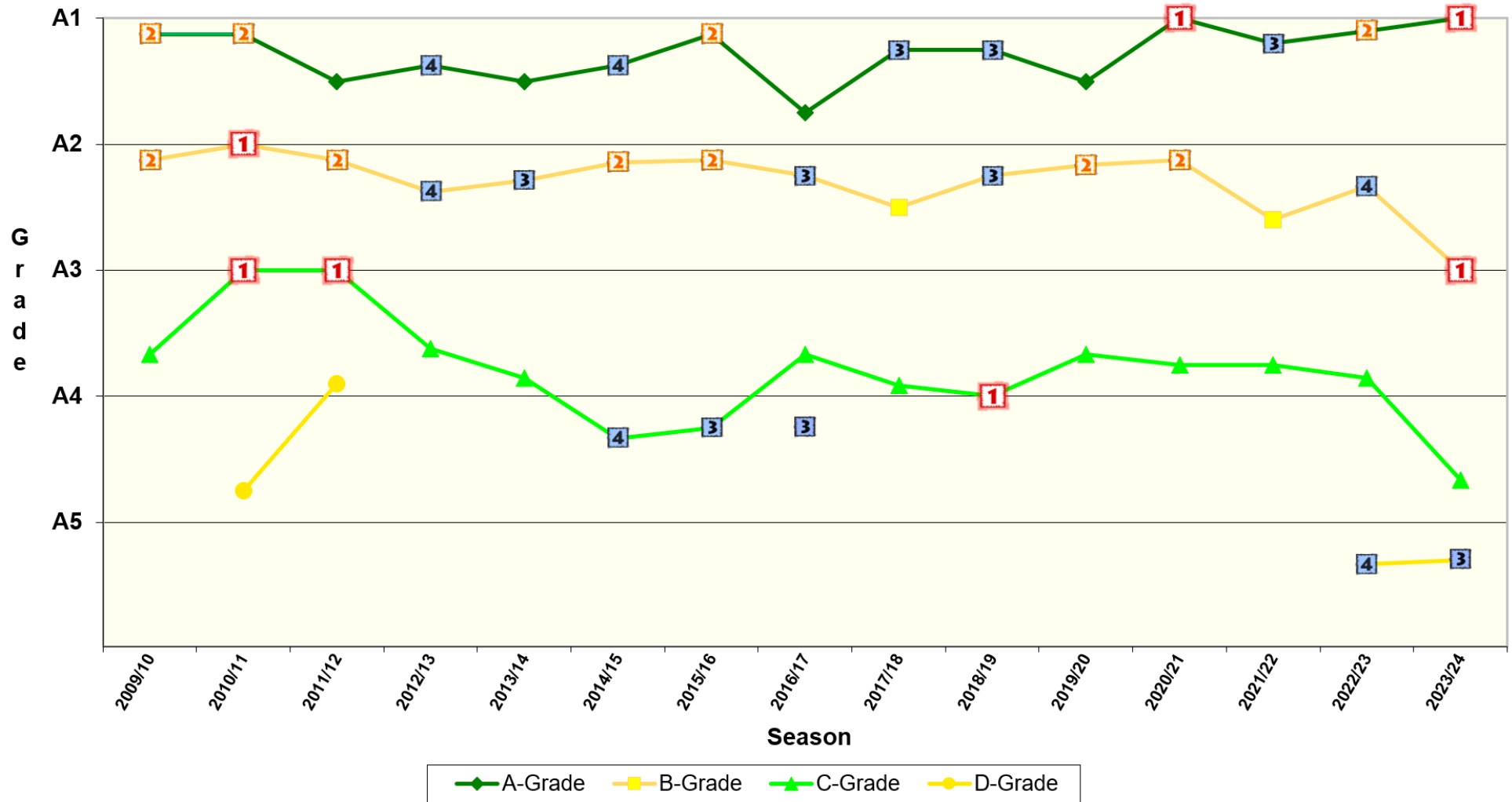
### Wills, B.

Summary	Career	M	I	NO	HS	Runs	Ave	100s	50s	0s	O	M	Runs	W	Ave	Best	Str	Eco
BLCA A5	2023-current	1	0	0	DNB	<b>0</b>	-	0	0	0	3	0	8	<b>1</b>	8.00	1/8	18.0	2.7
<b>Total</b>	<b>2023-current</b>	<b>1</b>	<b>0</b>	<b>0</b>	<b>DNB</b>	<b>0</b>	<b>-</b>	<b>0</b>	<b>0</b>	<b>0</b>	<b>3</b>	<b>0</b>	<b>8</b>	<b>1</b>	<b>8.00</b>	<b>1/8</b>	<b>18.0</b>	<b>2.7</b>



# Club History - BLCA

## Sandy Creek Cricket Club - BLCA





## Career Records – Most Games



Name	Career	Matches	A	B	C	D	T20
<b>1. Roberts, C.</b>	<b>1987-current</b>	<b>395</b>	<b>342</b>	<b>35</b>	<b>11</b>	<b>1</b>	<b>6</b>
2. Warner, WJ	1966-1998	342	257	85	0	0	0
3. Grant, B.	1979-2011	331	174	147	2	8	0
4. Gray, V.	1979-2023	303	114	119	69	1	0
5. Warner, EW	1956-1987	289	221	68	0	0	0
6. Dehaan, P.	1983-2019	264	119	88	39	18	0
7. Darlington, M.	1997-2020	255	15	200	40	0	0
<b>8. Roberts, K.</b>	<b>1993-current</b>	<b>235</b>	<b>54</b>	<b>156</b>	<b>22</b>	<b>2</b>	<b>1</b>
9. Curnow, J.	1993-2016	234	33	70	130	1	0
10. Jenner, D.	1974-1997	214	127	84	3	0	0
<b>11. Davis, G.</b>	<b>1997-current</b>	<b>208</b>	<b>20</b>	<b>139</b>	<b>48</b>	<b>1</b>	<b>0</b>
<b>12. Gum, N.</b>	<b>2009-current</b>	<b>205</b>	<b>114</b>	<b>79</b>	<b>6</b>	<b>3</b>	<b>3</b>
<b>13. Handtke, R.</b>	<b>2008-current</b>	<b>203</b>	<b>149</b>	<b>36</b>	<b>4</b>	<b>6</b>	<b>8</b>
<b>14. Wallwork, A.</b>	<b>2003-current</b>	<b>200</b>	<b>20</b>	<b>124</b>	<b>52</b>	<b>4</b>	<b>0</b>
15. Warner, RV	1957-1978	198	192	6	0	0	0
<b>16. Kokot, A.</b>	<b>2005-current</b>	<b>194</b>	<b>175</b>	<b>13</b>	<b>2</b>	<b>4</b>	<b>0</b>
17. Hands, S.	2008-2023	185	154	24	4	1	2
18. Bergen, G.	1967-1982	184	171	13	0	0	0
19. Kent, L.	2002-2018	177	103	58	16	0	0
20. Penington, T.	1986-2006	170	15	105	50	0	0
21. Pancione, J.	1969-1985	162	158	4	0	0	0
22. Hissey, G (jun).	1970-1999	160	35	96	29	0	0
23. Knight, K.	1978-1984	154	150	4	0	0	0
<b>24. Hill, L.</b>	<b>2011-current</b>	<b>153</b>	<b>102</b>	<b>45</b>	<b>1</b>	<b>0</b>	<b>5</b>
25. Martin, A.	1994-2009	152	19	103	30	0	0
26. Walton, O.	1957-1975	146	145	1	0	0	0
27. Winder, B.	1983-1997	145	4	128	13	0	0
28. Lee, Timothy E	2001-2012	140	70	65	2	3	0
<b>29. Rule, K.</b>	<b>2010-current</b>	<b>139</b>	<b>1</b>	<b>67</b>	<b>56</b>	<b>13</b>	<b>2</b>
30. Lee, A.	2002-2012	138	66	70	0	2	0
31. Darlington, J.	1989-2012	137	79	45	6	7	0
31. Oats, S.	1974-2004	137	119	17	1	0	0
33. Woods, S.	1989-2006	136	105	31	0	0	0
34. Cook, K.	1983-2012	133	71	49	8	5	0
35. Hendry, B.	1900-1985	130	124	6	0	0	0
35. Ovary, B.	1978-1989	130	44	86	0	0	0
37. Gray, Shane	1980-2000	129	108	20	1	0	0
38. Ratcliffe, L.	2001-2020	128	124	4	0	0	0
39. Fuller, B.	2006-2017	125	110	14	1	0	0
40. Martin, J.	2000-2011	124	4	42	64	14	0
41. Tingey, B.	1984-2014	122	6	78	38	0	0
42. McLoughlin, S.	1997-2012	120	86	32	0	2	0
43. Freeland, T.	1983-1999	109	86	23	0	0	0
44. Bellchambers, G.	1957-1974	108	108	0	0	0	0
45. Perry, B.	1999-2009	104	30	63	11	0	0
45. Woollatt, J.	1987-1998	104	65	39	0	0	0
47. Lee, C.	1990-2002	103	57	46	0	0	0
47. Roesler, J.	1957-1974	103	103	0	0	0	0
49. McLoughlin, M.	1998-2023	102	69	25	7	1	0
<b>50. Diener, J.</b>	<b>2015-current</b>	<b>101</b>	<b>93</b>	<b>1</b>	<b>0</b>	<b>0</b>	<b>7</b>
51. Walton, J.	1957-1976	100	97	3	0	0	0

# Career Records – Most Games



## A-Grade Most Games

Name	A-Grade Career	A-Grade Games
<b>1. Roberts, C.</b>	<b>1990-current</b>	<b>342</b>
2. Warner, WJ	(1966-1998)	257
3. Warner, EW	(1956-1987)	221
4. Warner, RV	(1957-1978)	192
5. Kokot, A.	2005-2019	175
6. Grant, B.	(1979-2011)	174
7. Bergen, G.	(1967-1982)	171
8. Pancione, J.	(1969-1985)	158
9. Hands, S.	2008-2020	154
10. Knight, K.	(1978-1984)	150
<b>11. Handtke, R.</b>	<b>2009-current</b>	<b>149</b>
12. Walton, O.	(1957-1975)	145
13. Jenner, D.	(1974-1997)	127
14. Hendry, B.	(1970-1985)	124
14. Ratcliffe, L.	2001-2013	124

**Yellow shading - at least one game at this level in 2023/24**

**Green shading – at least one game for the club in 2023/24**

**Brackets – Grade career unknown, club career shown instead**

## B-Grade Most Games

Name	B-Grade Career	B-Grade Games
1. Darlington, M.	1997-2020	200
<b>2. Roberts, K.</b>	<b>(1993-current)</b>	<b>156</b>
3. Grant, B.	(1979-2011)	147
4. Davis, G.	1997-2023	139
5. Winder, B.	(1983-1997)	128
6. Wallwork, A.	2004-2023	124
7. Gray, V.	(1979-2018)	119
8. Penington, T.	(1986-2006)	105
9. Martin, A.	(1994-2009)	103
10. Hissey, G (jun).	(1974-1999)	96
11. Dehaan, P.	(1983-2018)	88
12. Ovary, B.	(1978-1989)	86
13. Warner, WJ	(1974-1998)	85
14. Jenner, D.	(1974-1997)	84
15. McKinnon, M.	(1982-1998)	82

**Yellow shading - at least one game at this level in 2023/24**

**Green shading – at least one game for the club in 2023/24**

**Brackets – Grade career unknown, club career shown instead**

## C-Grade Most Games

Name	C-Grade Career	C-Grade Games
1. Curnow, J.	(1993-2016)	130
2. Gray, V.	(1992-2023)	69
3. Martin, J.	(2000-2011)	64
<b>4. Hill, D.</b>	<b>2018-current</b>	<b>61</b>
<b>5. Newbound, B.</b>	<b>(1997-current)</b>	<b>56</b>
<b>5. Rule, K.</b>	<b>2012-current</b>	<b>56</b>
7. Merritt, B.	(2002-2011)	54
<b>8. Wallwork, A.</b>	<b>2009-current</b>	<b>52</b>
9. Penington, T.	(1992-2006)	50
<b>10. Davis, G.</b>	<b>2016-current</b>	<b>48</b>
<b>11. Adams, A.</b>	<b>2019-current</b>	<b>46</b>
12. Darlington, G.	(2001-2018)	45
12. Nottle, B.	2009-2015	45
14. Coldman, M.	2010-2023	44
15. Kickel, M.	2012-2019	42

**Yellow shading - at least one game at this level in 2023/24**

**Green shading – at least one game for the club in 2023/24**

**Brackets – Grade career unknown, club career shown instead**

## D-Grade Most Games

Name	D-Grade Career	D-Grade Games
1. Scott, M.	2010-2012	25
<b>2. Riggs, Sam</b>	<b>2022-current</b>	<b>21</b>
2. Sefton, S.	2010-2012	21
2. Tavener, D.	2010-2012	21
<b>5. Lane, J.</b>	<b>2022-current</b>	<b>19</b>
<b>5. Penna, B.</b>	<b>2022-current</b>	<b>19</b>
7. Dehaan, P.	2010-2012	18
8. Coldman, M.	2010-2023	17
<b>8. Powell, J.</b>	<b>2022-current</b>	<b>17</b>
8. Smith, K.	2010-2012	17
8. Werner, G.	2011-2017	17
12. Freyer, M.	2016-2017	16
12. Hill, D.	2016-2017	16
12. Werner, I.	2016-2023	16

**Yellow shading - at least one game at this level in 2023/24**

**Green shading – at least one game for the club in 2023/24**

# Career Records – Club



## Club Batting Aggregate

Name	M	I	NO	HS	Runs	Ave	100s	50s	0s
<b>Roberts, C.</b>	<b>395</b>	<b>360</b>	<b>67</b>	<b>199</b>	<b>9166</b>	<b>31.28</b>	<b>6</b>	<b>44</b>	<b>28</b>
Gray, V.	303	301	31	112	7022	26.01	3	35	33
Warner, EW	289	302	37	176	6311	23.82	4	26	28
Warner, WJ	342	293	46	133	6215	25.16	3	16	35
<b>Wallwork, A.</b>	<b>200</b>	<b>197</b>	<b>26</b>	<b>156*</b>	<b>5333</b>	<b>31.19</b>	<b>4</b>	<b>30</b>	<b>19</b>
<b>Handtke, R.</b>	<b>203</b>	<b>210</b>	<b>17</b>	<b>153*</b>	<b>5287</b>	<b>27.39</b>	<b>5</b>	<b>34</b>	<b>18</b>
Oats, S.	137	148	19	141*	4222	32.73	2	15	11
<b>Diener, J.</b>	<b>101</b>	<b>106</b>	<b>4</b>	<b>194</b>	<b>4216</b>	<b>41.33</b>	<b>11</b>	<b>19</b>	<b>5</b>
<b>Roberts, K.</b>	<b>235</b>	<b>223</b>	<b>30</b>	<b>121</b>	<b>4210</b>	<b>21.81</b>	<b>3</b>	<b>13</b>	<b>16</b>
Ratcliffe, L.	128	128	13	133	3949	34.34	5	27	13
Gray, Shane	129	128	18	150*	3943	35.85	5	16	14
Bellchambers, G.	108	110	12	140	3925	40.05	5	19	13
<b>Kokot, A.</b>	<b>194</b>	<b>194</b>	<b>48</b>	<b>156</b>	<b>3919</b>	<b>26.84</b>	<b>4</b>	<b>15</b>	<b>20</b>
Dehaan, P.	264	249	21	87	3737	16.39	0	15	26
Hands, S.	185	187	18	108	3698	21.88	4	13	15

*Yellow shading indicates a player who has played at least one game for the club in 2023/24*

## Club Batting Average [minimum 1000 runs]

Name	M	I	NO	HS	Runs	Ave	100s	50s	0s
Bergen, K.	87	89	27	147	3254	52.48	7	12	5
Werner, G.	67	61	19	166*	2134	50.81	4	13	5
<b>Sibbick, J.</b>	<b>42</b>	<b>40</b>	<b>16</b>	<b>102</b>	<b>1118</b>	<b>46.58</b>	<b>1</b>	<b>8</b>	<b>2</b>
<b>Diener, J.</b>	<b>101</b>	<b>106</b>	<b>4</b>	<b>194</b>	<b>4216</b>	<b>41.33</b>	<b>11</b>	<b>19</b>	<b>5</b>
Bellchambers, G.	108	110	12	140	3925	40.05	5	19	13
<b>Cheshire, S.</b>	<b>60</b>	<b>61</b>	<b>6</b>	<b>150</b>	<b>2073</b>	<b>37.69</b>	<b>4</b>	<b>11</b>	<b>4</b>
Burden, M.	63	73	3	129	2572	36.74	6	13	6
Burns, C.	85	77	12	127*	2369	36.45	1	16	5
Donohoe, M.	70	70	9	159	2215	36.31	3	14	4
Gray, Shane	129	128	18	150*	3943	35.85	5	16	14
Ratcliffe, L.	128	128	13	133	3949	34.34	5	27	13
Freyer, M.	34	35	2	137	1127	34.15	2	5	2
Roesler, J.	103	80	24	92	1903	33.98	0	6	6
McLean, C.	50	54	9	92	1515	33.67	0	14	5
Oats, S.	137	148	19	141*	4222	32.73	2	15	11

*Yellow shading indicates a player who has played at least one game for the club in 2023/24*

# Career Records – Club



## Club Bowling Aggregate

Name	G	O	M	Runs	W	Ave	Best	Str	Eco
Warner, WJ	342	2688	594	8534	<b>538</b>	15.86	8/45	30	3.2
Warner, EW	289	1685	138	5116	<b>536</b>	9.54	7/22	18.9	3.0
<b>Roberts, C.</b>	<b>395</b>	<b>2086.2</b>	<b>455</b>	<b>7355</b>	<b>497</b>	<b>14.80</b>	<b>6/28</b>	<b>25.2</b>	<b>3.5</b>
<b>Davis, G.</b>	<b>208</b>	<b>2009.1</b>	<b>463</b>	<b>5940</b>	<b>417</b>	<b>14.24</b>	<b>8/36</b>	<b>28.9</b>	<b>3.0</b>
Grant, B.	331	1946.3	226	6909	<b>372</b>	18.57	8/60	31.4	3.5
Darlington, M.	255	1574.4	250	5590	<b>300</b>	18.63	7/25	31.5	3.5
Bergen, G.	184	1345	219	5727	<b>295</b>	19.41	6/19	27.4	4.3
Oats, S.	137	1125	97	4285	<b>277</b>	15.47	5/32	24.4	3.8
<b>Handtke, R.</b>	<b>203</b>	<b>1287.1</b>	<b>324</b>	<b>3489</b>	<b>269</b>	<b>12.97</b>	<b>6/7</b>	<b>28.7</b>	<b>2.7</b>
Cook, K.	133	1170.1	200	3759	<b>264</b>	14.24	8/12	26.6	3.2
Bellchambers, G.	108	1101	159	3781	<b>261</b>	14.49	9/13	25.3	3.4
Knight, K.	154	1470.3	275	4582	<b>241</b>	19.01	5/28	36.6	3.1
Dehaan, P.	264	1085	285	3846	<b>224</b>	17.17	6/18	29.1	3.5
Kent, L.	177	1126.5	137	4062	<b>223</b>	18.22	7/24	30.3	3.6
<b>Gum, N.</b>	<b>205</b>	<b>922.3</b>	<b>167</b>	<b>3178</b>	<b>219</b>	<b>14.51</b>	<b>6/22</b>	<b>25.3</b>	<b>3.4</b>

*Yellow shading indicates a player who has played at least one game for the club in 2023/24*

## Club Bowling Average [minimum 100 wickets]

Name	G	O	M	Runs	W	Ave	Best	Str	Eco
Warner, EW	289	1685	138	5116	536	<b>9.54</b>	7/22	18.9	3.0
Bergen, P.	73	736.5	134	1882	196	<b>9.60</b>	8/21	22.6	2.6
Burns, C.	85	813.5	194	2283	198	<b>11.53</b>	7/24	24.7	2.8
McLoughlin, J.	49	383.2	72	1233	105	<b>11.74</b>	4/21	21.9	3.2
<b>Handtke, R.</b>	<b>203</b>	<b>1287.1</b>	<b>324</b>	<b>3489</b>	<b>269</b>	<b>12.97</b>	<b>6/7</b>	<b>28.7</b>	<b>2.7</b>
Bellchambers, R.	78	656.4	68	2482	191	<b>12.99</b>	8/1	20.6	3.8
Gray, V.	303	460.2	45	1930	144	<b>13.40</b>	4/17	19.2	4.2
Ratcliffe, L.	128	1118.3	258	2967	209	<b>14.20</b>	7/15	32.1	2.7
<b>Davis, G.</b>	<b>208</b>	<b>2009.1</b>	<b>463</b>	<b>5940</b>	<b>417</b>	<b>14.24</b>	<b>8/36</b>	<b>28.9</b>	<b>3.0</b>
Cook, K.	133	1170.1	200	3759	264	<b>14.24</b>	8/12	26.6	3.2
Perry, B.	104	908	170	2993	208	<b>14.39</b>	3/39	26.2	3.3
Bellchambers, G.	108	1101	159	3781	261	<b>14.49</b>	9/13	25.3	3.4
<b>Gum, N.</b>	<b>205</b>	<b>922.3</b>	<b>167</b>	<b>3178</b>	<b>219</b>	<b>14.51</b>	<b>6/22</b>	<b>25.3</b>	<b>3.4</b>
<b>Roberts, C.</b>	<b>395</b>	<b>2086.2</b>	<b>455</b>	<b>7355</b>	<b>497</b>	<b>14.80</b>	<b>6/28</b>	<b>25.2</b>	<b>3.5</b>
<b>Diener, J.</b>	<b>101</b>	<b>1008.4</b>	<b>218</b>	<b>3221</b>	<b>213</b>	<b>15.12</b>	<b>8/21</b>	<b>28.4</b>	<b>3.2</b>

*Yellow shading indicates a player who has played at least one game for the club in 2023/24*

# BLCA Records – Club



## BLCA Club Batting Aggregate

Name	M	I	NO	HS	Runs	Ave	100s	50s	0s
Handtke, R.	198	205	17	153*	5154	27.41	5	33	18
Wallwork, A.	167	162	22	156*	4617	32.98	4	26	10
Diener, J.	101	106	4	194	4216	41.33	11	19	5
Roberts, C.	205	185	37	100*	3689	24.93	1	19	11
Roberts, K.	181	175	22	121	3626	23.70	3	12	12
Kokot, A.	143	145	32	156	3281	29.04	4	14	12
Hands, S.	158	162	14	108	3188	21.54	3	12	14
Gum, N.	192	161	32	80	2346	18.19	0	7	16
Fuller, B.	85	91	14	160	2312	30.03	3	13	2
Gray, V.	86	83	7	86*	2299	30.25	0	16	5
Werner, G.	67	61	19	166*	2134	50.81	4	13	5
Koch, D.	91	87	13	148	2074	28.03	4	8	6
Cheshire, S.	60	61	6	150	2073	37.69	4	11	4
Donohoe, M.	54	52	6	159	1860	40.43	3	12	2
Kreutner, Z.	85	89	13	83	1657	21.80	0	5	10

*Yellow shading indicates a player who has played at least one game for the club in 2023/24*

## BLCA Club Batting Average [minimum 1000 runs]

Name	M	I	NO	HS	Runs	Ave	100s	50s	0s
Werner, G.	67	61	19	166*	2134	50.81	4	13	5
Sibbick, J.	42	40	16	102	1118	46.58	1	8	2
Diener, J.	101	106	4	194	4216	41.33	11	19	5
Donohoe, M.	54	52	6	159	1860	40.43	3	12	2
Cheshire, S.	60	61	6	150	2073	37.69	4	11	4
Freyer, M.	34	35	2	137	1127	34.15	2	5	2
Burden, M.	33	37	2	115	1193	34.09	2	8	3
McLean, C.	50	54	9	92	1515	33.67	0	14	5
Wallwork, A.	167	162	22	156*	4617	32.98	4	26	10
Longman, S.	45	41	6	115	1065	30.43	1	6	1
Morrow, E.	55	52	6	317*	1398	30.39	2	5	5
Gray, V.	86	83	7	86*	2299	30.25	0	16	5
Fuller, B.	85	91	14	160	2312	30.03	3	13	2
Kokot, A.	143	145	32	156	3281	29.04	4	14	12
Koch, D.	91	87	13	148	2074	28.03	4	8	6

*Yellow shading indicates a player who has played at least one game for the club in 2023/24*

# BLCA Records – Club



## BLCA Club Bowling Aggregate

Name	G	O	M	Runs	W	Ave	Best	Str	Eco
Davis, G.	172	1551	356	4583	314	14.60	7/24	29.6	3.0
Roberts, C.	205	1348.3	231	4726	308	15.34	6/28	26.3	3.5
Handtke, R.	198	1284.1	324	3466	269	12.88	6/7	28.6	2.7
Gum, N.	192	899.3	164	3089	214	14.43	6/22	25.2	3.4
Diener, J.	101	1008.4	218	3221	213	15.12	8/21	28.4	3.2
Hill, L.	153	1201.1	295	3311	201	16.47	6/22	35.9	2.8
Darlington, M.	113	801.1	147	2637	167	15.79	7/25	28.8	3.3
Kent, L.	108	709.3	122	2714	151	17.97	6/15	28.2	3.8
Hands, S.	158	839	206	2558	133	19.23	5/27	37.8	3.0
Hill, S.	80	592.5	111	2014	122	16.51	5/21	29.2	3.4
<b>Coldman, M.</b>	<b>94</b>	<b>605</b>	<b>89</b>	<b>2344</b>	<b>109</b>	<b>21.50</b>	<b>5/48</b>	<b>33.3</b>	<b>3.9</b>
Smedley, J.	68	476.3	73	1733	88	19.69	4/8	32.5	3.6
<b>Hill, D.</b>	<b>85</b>	<b>539.4</b>	<b>73</b>	<b>2114</b>	<b>88</b>	<b>24.02</b>	<b>3/8</b>	<b>36.8</b>	<b>3.9</b>
Power, J.	65	345.4	53	1246	86	14.49	5/22	24.1	3.6
<b>Pullman, A.</b>	<b>84</b>	<b>477.5</b>	<b>88</b>	<b>1713</b>	<b>83</b>	<b>20.64</b>	<b>5/36</b>	<b>34.5</b>	<b>3.6</b>

*Yellow shading indicates a player who has played at least one game for the club in 2023/24*

## BLCA Club Bowling Average [minimum 50 wickets]

Name	G	O	M	Runs	W	Ave	Best	Str	Eco
Hinderwell, G.	29	295.1	78	599	76	7.88	7/29	23.3	2.0
<b>Sibbick, J.</b>	<b>42</b>	<b>270.3</b>	<b>83</b>	<b>675</b>	<b>63</b>	<b>10.71</b>	<b>6/41</b>	<b>25.8</b>	<b>2.5</b>
Cotton, M.	30	236.1	64	611	55	11.11	7/9	25.8	2.6
<b>Coleman, A.</b>	<b>47</b>	<b>285.4</b>	<b>67</b>	<b>690</b>	<b>61</b>	<b>11.31</b>	<b>6/29</b>	<b>28.1</b>	<b>2.4</b>
<b>Handtke, R.</b>	<b>198</b>	<b>1284.1</b>	<b>324</b>	<b>3466</b>	<b>269</b>	<b>12.88</b>	<b>6/7</b>	<b>28.6</b>	<b>2.7</b>
Lee, A.	47	351.5	90	923	68	13.57	5/24	31	2.6
<b>Gum, N.</b>	<b>192</b>	<b>899.3</b>	<b>164</b>	<b>3089</b>	<b>214</b>	<b>14.43</b>	<b>6/22</b>	<b>25.2</b>	<b>3.4</b>
Power, J.	65	345.4	53	1246	86	14.49	5/22	24.1	3.6
Colbourne, J.	32	284.4	73	798	55	14.51	6/20	31.1	2.8
<b>Davis, G.</b>	<b>172</b>	<b>1551</b>	<b>356</b>	<b>4583</b>	<b>314</b>	<b>14.60</b>	<b>7/24</b>	<b>29.6</b>	<b>3.0</b>
<b>Diener, J.</b>	<b>101</b>	<b>1008.4</b>	<b>218</b>	<b>3221</b>	<b>213</b>	<b>15.12</b>	<b>8/21</b>	<b>28.4</b>	<b>3.2</b>
<b>Roberts, C.</b>	<b>205</b>	<b>1348.3</b>	<b>231</b>	<b>4726</b>	<b>308</b>	<b>15.34</b>	<b>6/28</b>	<b>26.3</b>	<b>3.5</b>
<b>Riggs, J.</b>	<b>52</b>	<b>351.1</b>	<b>83</b>	<b>1048</b>	<b>67</b>	<b>15.64</b>	<b>4/14</b>	<b>31.4</b>	<b>3.0</b>
Darlington, M.	113	801.1	147	2637	167	15.79	7/25	28.8	3.3
Muirhead, R.	50	325.2	59	954	60	15.90	4/16	32.5	2.9

*Yellow shading indicates a player who has played at least one game for the club in 2023/24*

# BLCA Records – A-Grade / A1



## BLCA A-Grade / A1 Batting Aggregate

Name	Career	M	I	NO	HS	Runs	Ave	100s	50s	0s
<b>Diener, J.</b>	<b>2015-current</b>	<b>93</b>	<b>98</b>	<b>4</b>	<b>194</b>	<b>4030</b>	<b>42.87</b>	<b>11</b>	<b>18</b>	<b>5</b>
<b>Handtke, R.</b>	<b>2009-current</b>	<b>149</b>	<b>158</b>	<b>13</b>	<b>153*</b>	<b>3504</b>	<b>24.17</b>	<b>4</b>	<b>19</b>	<b>17</b>
<b>Roberts, C.</b>	<b>2009-current</b>	<b>177</b>	<b>159</b>	<b>28</b>	<b>100*</b>	<b>3062</b>	<b>23.37</b>	<b>1</b>	<b>15</b>	<b>11</b>
Kokot, A.	2009-2019	125	123	24	138	2557	25.83	3	11	11
Hands, S.	2009-2020	129	133	13	105*	2322	19.35	2	8	13
Fuller, B.	2009-2017	70	75	11	160	1728	27.00	1	10	2
McLean, C.	2013-2017	49	53	8	92	1468	32.62	0	14	5
<b>Kreutner, Z.</b>	<b>2015-current</b>	<b>61</b>	<b>68</b>	<b>8</b>	<b>83</b>	<b>1313</b>	<b>21.80</b>	<b>0</b>	<b>5</b>	<b>8</b>
Burden, M.	2011-2014	32	36	1	115	1167	33.34	2	8	3
Hogan, S.	2009-2012	39	41	4	126	952	25.73	1	3	0
<b>Gum, N.</b>	<b>2009-current</b>	<b>104</b>	<b>85</b>	<b>26</b>	<b>48</b>	<b>934</b>	<b>15.83</b>	<b>0</b>	<b>0</b>	<b>7</b>
<b>Koch, D.</b>	<b>2014-current</b>	<b>56</b>	<b>56</b>	<b>6</b>	<b>103</b>	<b>877</b>	<b>17.54</b>	<b>1</b>	<b>3</b>	<b>5</b>
Gebauer, T.	2014-2022	41	45	2	74	874	20.33	0	5	6
Longman, S.	2014-2020	32	33	6	115	838	31.04	1	4	0
Werner, G.	2009-2012	35	31	7	76*	772	32.17	0	3	1

*Yellow shading indicates a player who has played at least one game at this level in 2023/24*

*Green shading indicates a player who has played at least one game for the club in 2023/24*

## BLCA A-Grade / A1 Batting Average [minimum 450 runs]

Name	Career	M	I	NO	HS	Runs	Ave	100s	50s	0s
<b>Diener, J.</b>	<b>2015-current</b>	<b>93</b>	<b>98</b>	<b>4</b>	<b>194</b>	<b>4030</b>	<b>42.87</b>	<b>11</b>	<b>18</b>	<b>5</b>
Burden, M.	2011-2014	32	36	1	115	1167	33.34	2	8	3
McLean, C.	2013-2017	49	53	8	92	1468	32.62	0	14	5
Werner, G.	2009-2012	35	31	7	76*	772	32.17	0	3	1
Longman, S.	2014-2020	32	33	6	115	838	31.04	1	4	0
Donohoe, M.	2009-2012	20	17	1	91	453	28.31	0	2	1
Fuller, B.	2009-2017	70	75	11	160	1728	27.00	1	10	2
Kokot, A.	2009-2019	125	123	24	138	2557	25.83	3	11	11
Hogan, S.	2009-2012	39	41	4	126	952	25.73	1	3	0
Ratcliffe, L.	2009-2013	38	35	5	122	764	25.47	1	4	3
<b>Handtke, R.</b>	<b>2009-current</b>	<b>149</b>	<b>158</b>	<b>13</b>	<b>153*</b>	<b>3504</b>	<b>24.17</b>	<b>4</b>	<b>19</b>	<b>17</b>
<b>O'Brien, W.</b>	<b>2019-current</b>	<b>40</b>	<b>39</b>	<b>10</b>	<b>115</b>	<b>687</b>	<b>23.69</b>	<b>1</b>	<b>1</b>	<b>3</b>
<b>Roberts, C.</b>	<b>2009-current</b>	<b>177</b>	<b>159</b>	<b>28</b>	<b>100*</b>	<b>3062</b>	<b>23.37</b>	<b>1</b>	<b>15</b>	<b>11</b>
Birchmore, M.	2011-2013	22	27	4	84	523	22.74	0	4	4
<b>Kreutner, Z.</b>	<b>2015-current</b>	<b>61</b>	<b>68</b>	<b>8</b>	<b>83</b>	<b>1313</b>	<b>21.80</b>	<b>0</b>	<b>5</b>	<b>8</b>

*Yellow shading indicates a player who has played at least one game at this level in 2023/24*

*Green shading indicates a player who has played at least one game for the club in 2023/24*

# BLCA Records – A-Grade / A1



## BLCA A-Grade / A1 Bowling Aggregate

Name	Career	G	O	M	Runs	W	Ave	Best	Str	Eco
<b>Roberts, C.</b>	<b>2009-current</b>	<b>177</b>	<b>1203.5</b>	<b>203</b>	<b>4317</b>	<b>262</b>	<b>16.48</b>	<b>6/28</b>	<b>27.6</b>	<b>3.6</b>
<b>Handtke, R.</b>	<b>2009-current</b>	<b>149</b>	<b>1212</b>	<b>311</b>	<b>3234</b>	<b>242</b>	<b>13.36</b>	<b>6/7</b>	<b>30.0</b>	<b>2.7</b>
<b>Diener, J.</b>	<b>2015-current</b>	<b>93</b>	<b>972.4</b>	<b>212</b>	<b>3049</b>	<b>197</b>	<b>15.48</b>	<b>8/21</b>	<b>29.6</b>	<b>3.1</b>
<b>Hill, L.</b>	<b>2011-current</b>	<b>102</b>	<b>862.4</b>	<b>182</b>	<b>2630</b>	<b>131</b>	<b>20.08</b>	<b>6/37</b>	<b>39.5</b>	<b>3.0</b>
Hands, S.	2009-2020	129	755	181	2305	115	20.04	5/27	39.4	3.1
<b>Gum, N.</b>	<b>2009-current</b>	<b>104</b>	<b>431.3</b>	<b>58</b>	<b>1764</b>	<b>106</b>	<b>16.64</b>	<b>6/22</b>	<b>24.4</b>	<b>4.1</b>
Hill, S.	2013-2018	50	429.1	86	1447	88	16.44	5/21	29.3	3.4
Kent, L.	2009-2016	47	309.4	44	1391	47	29.60	5/59	39.5	4.5
Ratcliffe, L.	2009-2013	38	263.3	72	738	44	16.77	6/53	35.9	2.8
Burden, M.	2011-2014	32	189.1	24	794	37	21.46	4/10	30.7	4.2
McLoughlin, M.	2009-2022	37	277.3	45	1045	37	28.24	4/45	45.0	3.8
Fuller, B.	2009-2017	70	210.1	54	570	36	15.83	4/14	35.0	2.7
Robinson, R.	2013-2020	18	185.5	31	697	35	19.91	4/15	31.9	3.8
<b>Stork, R.</b>	<b>2010-current</b>	<b>24</b>	<b>146.5</b>	<b>18</b>	<b>618</b>	<b>32</b>	<b>19.31</b>	<b>6/38</b>	<b>27.5</b>	<b>4.2</b>
<b>Hajdu, Luke</b>	<b>2017-current</b>	<b>20</b>	<b>142.3</b>	<b>23</b>	<b>505</b>	<b>29</b>	<b>17.41</b>	<b>4/28</b>	<b>29.5</b>	<b>3.5</b>

Yellow shading indicates a player who has played at least one game at this level in 2023/24

## BLCA A-Grade / A1 Bowling Average [minimum 20 wickets]

Name	Career	G	O	M	Runs	W	Ave	Best	Str	Eco
<b>Riggs, J.</b>	<b>2022-current</b>	<b>10</b>	<b>60</b>	<b>8</b>	<b>188</b>	<b>20</b>	<b>9.40</b>	<b>4/27</b>	<b>18.0</b>	<b>3.1</b>
<b>Handtke, R.</b>	<b>2009-current</b>	<b>149</b>	<b>1212</b>	<b>311</b>	<b>3234</b>	<b>242</b>	<b>13.36</b>	<b>6/7</b>	<b>30.0</b>	<b>2.7</b>
<b>Diener, J.</b>	<b>2015-current</b>	<b>93</b>	<b>972.4</b>	<b>212</b>	<b>3049</b>	<b>197</b>	<b>15.48</b>	<b>8/21</b>	<b>29.6</b>	<b>3.1</b>
Fuller, B.	2009-2017	70	210.1	54	570	36	15.83	4/14	35.0	2.7
Colbourne, J.	2020-2023	15	104.2	18	444	28	15.86	6/20	22.4	4.3
Werner, G.	2009-2012	35	86	15	340	21	16.19	4/13	24.6	4.0
Hill, S.	2013-2018	50	429.1	86	1447	88	16.44	5/21	29.3	3.4
<b>Roberts, C.</b>	<b>2009-current</b>	<b>177</b>	<b>1203.5</b>	<b>203</b>	<b>4317</b>	<b>262</b>	<b>16.48</b>	<b>6/28</b>	<b>27.6</b>	<b>3.6</b>
<b>Gum, N.</b>	<b>2009-current</b>	<b>104</b>	<b>431.3</b>	<b>58</b>	<b>1764</b>	<b>106</b>	<b>16.64</b>	<b>6/22</b>	<b>24.4</b>	<b>4.1</b>
Ratcliffe, L.	2009-2013	38	263.3	72	738	44	16.77	6/53	35.9	2.8
<b>Hajdu, Luke</b>	<b>2017-current</b>	<b>20</b>	<b>142.3</b>	<b>23</b>	<b>505</b>	<b>29</b>	<b>17.41</b>	<b>4/28</b>	<b>29.5</b>	<b>3.5</b>
<b>Stork, R.</b>	<b>2010-current</b>	<b>24</b>	<b>146.5</b>	<b>18</b>	<b>618</b>	<b>32</b>	<b>19.31</b>	<b>6/38</b>	<b>27.5</b>	<b>4.2</b>
Robinson, R.	2013-2020	18	185.5	31	697	35	19.91	4/15	31.9	3.8
Hands, S.	2009-2020	129	755	181	2305	115	20.04	5/27	39.4	3.1
<b>Hill, L.</b>	<b>2011-current</b>	<b>102</b>	<b>862.4</b>	<b>182</b>	<b>2630</b>	<b>131</b>	<b>20.08</b>	<b>6/37</b>	<b>39.5</b>	<b>3.0</b>

Yellow shading indicates a player who has played at least one game at this level in 2023/24



# BLCA Records – B-Grade



## BLCA B-Grade Batting Aggregate

Name	Career	M	I	NO	HS	Runs	Ave	100s	50s	0s
<b>Roberts, K.</b>	<b>2009-current</b>	<b>130</b>	<b>124</b>	<b>15</b>	<b>121</b>	<b>3027</b>	<b>27.77</b>	<b>3</b>	<b>12</b>	<b>5</b>
Wallwork, A.	2009-2023	109	104	11	127*	2633	28.31	2	11	8
Handtke, R.	2009-2015	36	35	4	105*	1362	43.94	1	12	1
<b>Cheshire, S.</b>	<b>2014-current</b>	<b>29</b>	<b>30</b>	<b>4</b>	<b>150</b>	<b>1279</b>	<b>49.19</b>	<b>2</b>	<b>8</b>	<b>1</b>
<b>Gum, N.</b>	<b>2009-current</b>	<b>76</b>	<b>68</b>	<b>5</b>	<b>80</b>	<b>1263</b>	<b>20.05</b>	<b>0</b>	<b>6</b>	<b>8</b>
Donohoe, M.	2009-2013	33	34	5	104	1248	43.03	2	10	1
Gray, V.	2009-2018	26	28	3	86*	912	36.48	0	8	2
<b>Sibbick, J.</b>	<b>2020-current</b>	<b>25</b>	<b>26</b>	<b>10</b>	<b>102</b>	<b>823</b>	<b>51.44</b>	<b>1</b>	<b>7</b>	<b>1</b>
Davis, G.	2009-2023	131	83	25	66	822	14.17	0	2	10
Kent, L.	2009-2018	52	49	11	53	727	19.13	0	2	5
Lee, Timothy E	2009-2012	36	35	1	74	719	21.15	0	1	2
<b>Rule, K.</b>	<b>2013-current</b>	<b>67</b>	<b>63</b>	<b>8</b>	<b>48</b>	<b>686</b>	<b>12.47</b>	<b>0</b>	<b>0</b>	<b>11</b>
<b>Hill, L.</b>	<b>2012-current</b>	<b>45</b>	<b>35</b>	<b>5</b>	<b>68*</b>	<b>679</b>	<b>22.63</b>	<b>0</b>	<b>4</b>	<b>4</b>
Hands, S.	2010-2020	22	22	1	108	668	31.81	1	3	0
Adams, D.	2015-2019	24	23	5	110*	621	34.50	1	2	3

*Yellow shading indicates a player who has played at least one game at this level in 2023/24*

*Green shading indicates a player who has played at least one game for the club in 2023/24*

## BLCA B-Grade Batting Average [minimum 450 runs]

Name	Career	M	I	NO	HS	Runs	Ave	100s	50s	0s
<b>Sibbick, J.</b>	<b>2020-current</b>	<b>25</b>	<b>26</b>	<b>10</b>	<b>102</b>	<b>823</b>	<b>51.44</b>	<b>1</b>	<b>7</b>	<b>1</b>
<b>Cheshire, S.</b>	<b>2014-current</b>	<b>29</b>	<b>30</b>	<b>4</b>	<b>150</b>	<b>1279</b>	<b>49.19</b>	<b>2</b>	<b>8</b>	<b>1</b>
<b>Koch, D.</b>	<b>2014-current</b>	<b>20</b>	<b>18</b>	<b>6</b>	<b>148</b>	<b>560</b>	<b>46.67</b>	<b>2</b>	<b>1</b>	<b>1</b>
<b>Kokot, A.</b>	<b>2022-current</b>	<b>13</b>	<b>16</b>	<b>5</b>	<b>156</b>	<b>487</b>	<b>44.27</b>	<b>1</b>	<b>2</b>	<b>1</b>
Handtke, R.	2009-2015	36	35	4	105*	1362	43.94	1	12	1
Donohoe, M.	2009-2013	33	34	5	104	1248	43.03	2	10	1
Fuller, B.	2015-2017	14	15	3	104	475	39.58	1	3	0
Gray, V.	2009-2018	26	28	3	86*	912	36.48	0	8	2
Adams, D.	2015-2019	24	23	5	110*	621	34.50	1	2	3
<b>Roberts, C.</b>	<b>2020-current</b>	<b>19</b>	<b>19</b>	<b>5</b>	<b>94</b>	<b>475</b>	<b>33.93</b>	<b>0</b>	<b>2</b>	<b>0</b>
Hands, S.	2010-2020	22	22	1	108	668	31.81	1	3	0
Koch, S.	2011-2013	17	19	3	66	494	30.88	0	5	3
Freyer, M.	2017-2019	16	17	0	125	515	30.29	1	1	1
Wallwork, A.	2009-2023	109	104	11	127*	2633	28.31	2	11	8
<b>Roberts, K.</b>	<b>2009-current</b>	<b>130</b>	<b>124</b>	<b>15</b>	<b>121</b>	<b>3027</b>	<b>27.77</b>	<b>3</b>	<b>12</b>	<b>5</b>

*Yellow shading indicates a player who has played at least one game at this level in 2023/24*

*Green shading indicates a player who has played at least one game for the club in 2023/24*

# BLCA Records – B-Grade



## BLCA B-Grade Bowling Aggregate

Name	Career	G	O	M	Runs	W	Ave	Best	Str	Eco
Davis, G.	2009-2023	131	1252.5	305	3446	263	13.10	7/24	28.6	2.8
Darlington, M.	2009-2020	92	657.2	117	2200	145	15.17	7/25	27.2	3.3
Kent, L.	2009-2018	52	349.5	67	1137	95	11.97	6/15	22.1	3.3
<b>Gum, N.</b>	<b>2009-current</b>	<b>76</b>	<b>408</b>	<b>97</b>	<b>1153</b>	<b>95</b>	<b>12.14</b>	<b>5/10</b>	<b>25.8</b>	<b>2.8</b>
Lee, A.	2009-2012	43	320.5	83	842	64	13.16	5/24	30.1	2.6
<b>Hill, L.</b>	<b>2012-current</b>	<b>45</b>	<b>314.3</b>	<b>111</b>	<b>587</b>	<b>63</b>	<b>9.32</b>	<b>6/22</b>	<b>30.0</b>	<b>1.9</b>
<b>Sibbick, J.</b>	<b>2020-current</b>	<b>25</b>	<b>217.3</b>	<b>71</b>	<b>494</b>	<b>53</b>	<b>9.32</b>	<b>6/41</b>	<b>24.6</b>	<b>2.3</b>
Pringle, R.	2012-2017	38	200.3	48	589	43	13.70	7/20	28.0	2.9
Muirhead, R.	2009-2014	29	201.1	43	538	41	13.12	3/3	29.4	2.7
<b>Roberts, J.</b>	<b>2017-current</b>	<b>43</b>	<b>248.1</b>	<b>42</b>	<b>950</b>	<b>41</b>	<b>23.17</b>	<b>4/15</b>	<b>36.3</b>	<b>3.8</b>
Sheridan, J.	2012-2019	35	200.5	38	666	39	17.08	4/24	30.9	3.3
Coleman, A.	2019-2021	21	157	40	320	38	8.42	6/29	24.8	2.0
Traeger, A.	2017-2020	29	159	29	534	38	14.05	5/11	25.1	3.4
Smedley, J.	2010-2015	32	237.1	35	834	37	22.54	4/28	38.5	3.5
<b>Coldman, M.</b>	<b>2012-current</b>	<b>33</b>	<b>206.2</b>	<b>25</b>	<b>800</b>	<b>36</b>	<b>22.22</b>	<b>5/48</b>	<b>34.4</b>	<b>3.9</b>

Yellow shading indicates a player who has played at least one game at this level in 2023/24

Green shading indicates a player who has played at least one game for the club in 2023/24

## BLCA B-Grade Bowling Average [minimum 20 wickets]

Name	Career	G	O	M	Runs	W	Ave	Best	Str	Eco
Coleman, A.	2019-2021	21	157	40	320	38	8.42	6/29	24.8	2.0
<b>Roberts, C.</b>	<b>2020-current</b>	<b>19</b>	<b>104</b>	<b>22</b>	<b>254</b>	<b>30</b>	<b>8.47</b>	<b>4/6</b>	<b>20.8</b>	<b>2.4</b>
Balding, A.	2018-2019	12	98.3	26	243	28	8.68	7/9	21.1	2.5
<b>Hill, L.</b>	<b>2012-current</b>	<b>45</b>	<b>314.3</b>	<b>111</b>	<b>587</b>	<b>63</b>	<b>9.32</b>	<b>6/22</b>	<b>30.0</b>	<b>1.9</b>
<b>Sibbick, J.</b>	<b>2020-current</b>	<b>25</b>	<b>217.3</b>	<b>71</b>	<b>494</b>	<b>53</b>	<b>9.32</b>	<b>6/41</b>	<b>24.6</b>	<b>2.3</b>
<b>Rosenzweig, C.</b>	<b>2021-current</b>	<b>14</b>	<b>69.1</b>	<b>12</b>	<b>219</b>	<b>20</b>	<b>10.95</b>	<b>4/14</b>	<b>20.8</b>	<b>3.2</b>
Kent, L.	2009-2018	52	349.5	67	1137	95	11.97	6/15	22.1	3.3
<b>Gum, N.</b>	<b>2009-current</b>	<b>76</b>	<b>408</b>	<b>97</b>	<b>1153</b>	<b>95</b>	<b>12.14</b>	<b>5/10</b>	<b>25.8</b>	<b>2.8</b>
Koch, S.	2011-2013	17	134.1	26	410	32	12.81	5/26	25.2	3.1
Davis, G.	2009-2023	131	1252.5	305	3446	263	13.10	7/24	28.6	2.8
Muirhead, R.	2009-2014	29	201.1	43	538	41	13.12	3/3	29.4	2.7
Lee, A.	2009-2012	43	320.5	83	842	64	13.16	5/24	30.1	2.6
Colbourne, J.	2020-2023	13	154.2	46	307	23	13.35	5/28	40.3	2.0
Pringle, R.	2012-2017	38	200.3	48	589	43	13.70	7/20	28.0	2.9
Robinson, C.	2013-2016	23	119	16	444	32	13.88	5/13	22.3	3.7

Yellow shading indicates a player who has played at least one game at this level in 2023/24

Green shading indicates a player who has played at least one game for the club in 2023/24

# BLCA Records – C-Grade



## BLCA C-Grade Batting Aggregate

Name	Career	M	I	NO	HS	Runs	Ave	100s	50s	0s
<b>Wallwork, A.</b>	<b>2009-current</b>	<b>52</b>	<b>51</b>	<b>10</b>	<b>156*</b>	<b>1841</b>	<b>44.90</b>	<b>2</b>	<b>14</b>	<b>1</b>
Gray, V.	2009-2023	57	53	4	79	1354	27.63	0	8	3
Nottle, B.	2009-2015	45	40	6	105*	1102	32.41	1	8	5
Kickel, M.	2012-2019	42	45	6	91	809	20.74	0	5	5
Power, J.	2010-2015	39	33	3	126	661	22.03	1	1	0
Silvy, B.	2010-2012	21	23	1	79	656	29.82	0	3	2
Bennie, L.	2009-2013	26	27	4	73	642	27.91	0	5	1
<b>Cheshire, S.</b>	<b>2014-current</b>	<b>13</b>	<b>14</b>	<b>1</b>	<b>145</b>	<b>637</b>	<b>49.00</b>	<b>2</b>	<b>3</b>	<b>0</b>
<b>Rule, K.</b>	<b>2012-current</b>	<b>56</b>	<b>59</b>	<b>6</b>	<b>64</b>	<b>630</b>	<b>11.89</b>	<b>0</b>	<b>2</b>	<b>16</b>
<b>Koch, D.</b>	<b>2015-current</b>	<b>13</b>	<b>12</b>	<b>1</b>	<b>148</b>	<b>614</b>	<b>55.82</b>	<b>1</b>	<b>4</b>	<b>0</b>
Kickel, D.	2012-2019	30	27	2	66	571	22.84	0	4	5
Hassold, J.	2015-2022	39	39	1	58	549	14.45	0	2	6
<b>Newbound, B.</b>	<b>2009-current</b>	<b>33</b>	<b>31</b>	<b>3</b>	<b>84</b>	<b>539</b>	<b>19.25</b>	<b>0</b>	<b>2</b>	<b>5</b>
<b>Hill, D.</b>	<b>2018-current</b>	<b>61</b>	<b>53</b>	<b>9</b>	<b>50</b>	<b>520</b>	<b>11.82</b>	<b>0</b>	<b>1</b>	<b>9</b>
Doolan, S.	2011-2016	25	20	0	99	486	24.30	0	3	1

*Yellow shading indicates a player who has played at least one game at this level in 2023/24*

*Green shading indicates a player who has played at least one game for the club in 2023/24*

## BLCA C-Grade Batting Average [minimum 300 runs]

Name	Career	M	I	NO	HS	Runs	Ave	100s	50s	0s
Kent, L.	2011-2017	9	9	2	183	411	58.71	1	1	1
<b>Koch, D.</b>	<b>2015-current</b>	<b>13</b>	<b>12</b>	<b>1</b>	<b>148</b>	<b>614</b>	<b>55.82</b>	<b>1</b>	<b>4</b>	<b>0</b>
<b>Cheshire, S.</b>	<b>2014-current</b>	<b>13</b>	<b>14</b>	<b>1</b>	<b>145</b>	<b>637</b>	<b>49.00</b>	<b>2</b>	<b>3</b>	<b>0</b>
<b>Wallwork, A.</b>	<b>2009-current</b>	<b>52</b>	<b>51</b>	<b>10</b>	<b>156*</b>	<b>1841</b>	<b>44.90</b>	<b>2</b>	<b>14</b>	<b>1</b>
<b>Morrow, E.</b>	<b>2014-current</b>	<b>12</b>	<b>11</b>	<b>1</b>	<b>92</b>	<b>372</b>	<b>37.20</b>	<b>0</b>	<b>2</b>	<b>0</b>
Chomik, M.	2010-2015	22	17	3	78	478	34.14	0	3	1
Nottle, B.	2009-2015	45	40	6	105*	1102	32.41	1	8	5
Silvy, B.	2010-2012	21	23	1	79	656	29.82	0	3	2
Bennie, L.	2009-2013	26	27	4	73	642	27.91	0	5	1
Gray, V.	2009-2023	57	53	4	79	1354	27.63	0	8	3
Adams, D.	2016-2022	21	20	2	85*	462	25.67	0	4	3
Doolan, S.	2011-2016	25	20	0	99	486	24.30	0	3	1
Kickel, D.	2012-2019	30	27	2	66	571	22.84	0	4	5
Power, J.	2010-2015	39	33	3	126	661	22.03	1	1	0
Kickel, M.	2012-2019	42	45	6	91	809	20.74	0	5	5

*Yellow shading indicates a player who has played at least one game at this level in 2023/24*

# BLCA Records – C-Grade



## BLCA C-Grade Bowling Aggregate

Name	Career	G	O	M	Runs	W	Ave	Best	Str	Eco
Hinderwell, G.	2010-2012	29	295.1	78	599	76	7.88	7/29	23.3	2.0
<b>Hill, D.</b>	<b>2018-current</b>	<b>61</b>	<b>406.4</b>	<b>56</b>	<b>1630</b>	<b>68</b>	<b>23.97</b>	<b>3/8</b>	<b>35.9</b>	<b>4.0</b>
Coldman, M.	2010-2023	44	298.4	50	1209	56	21.59	4/58	32.0	4.0
Cotton, M.	2010-2014	28	230.1	64	587	55	10.67	7/9	25.1	2.6
Power, J.	2010-2015	39	213.1	36	758	54	14.04	4/5	23.7	3.6
Kickel, M.	2012-2019	42	248.3	45	838	47	17.83	5/35	31.7	3.4
Rich, A.	2013-2018	42	180.4	16	797	45	17.71	6/9	24.1	4.4
Gray, V.	2009-2023	57	127.2	7	524	44	11.91	4/17	17.4	4.1
Doolan, S.	2011-2016	25	123.3	23	433	41	10.56	6/19	18.1	3.5
Pope, K.	2016-2023	29	193.1	38	658	39	16.87	5/17	29.7	3.4
<b>Adams, A.</b>	<b>2019-current</b>	<b>46</b>	<b>192.3</b>	<b>18</b>	<b>925</b>	<b>32</b>	<b>28.91</b>	<b>3/0</b>	<b>36.1</b>	<b>4.8</b>
<b>Rule, K.</b>	<b>2012-current</b>	<b>56</b>	<b>154.2</b>	<b>13</b>	<b>915</b>	<b>31</b>	<b>29.52</b>	<b>3/76</b>	<b>29.9</b>	<b>5.9</b>
<b>Traeger, A.</b>	<b>2015-current</b>	<b>34</b>	<b>151.3</b>	<b>18</b>	<b>677</b>	<b>28</b>	<b>24.18</b>	<b>3/17</b>	<b>32.5</b>	<b>4.5</b>
McLoughlin, J.	2009-2011	12	119.2	23	295	26	11.35	4/28	27.5	2.5
Jug, D.	2009-2014	10	89.3	13	359	26	13.81	7/27	20.7	4.0

Yellow shading indicates a player who has played at least one game at this level in 2023/24

Green shading indicates a player who has played at least one game for the club in 2023/24

## BLCA C-Grade Bowling Average [minimum 15 wickets]

Name	Career	G	O	M	Runs	W	Ave	Best	Str	Eco
Hinderwell, G.	2010-2012	29	295.1	78	599	76	<b>7.88</b>	7/29	23.3	2.0
Doolan, S.	2011-2016	25	123.3	23	433	41	<b>10.56</b>	6/19	18.1	3.5
Cotton, M.	2010-2014	28	230.1	64	587	55	<b>10.67</b>	7/9	25.1	2.6
McLoughlin, J.	2009-2011	12	119.2	23	295	26	<b>11.35</b>	4/28	27.5	2.5
Smedley, J.	2010-2012	10	76.2	14	221	19	<b>11.63</b>	4/8	24.1	2.9
Gray, V.	2009-2023	57	127.2	7	524	44	<b>11.91</b>	4/17	17.4	4.1
Jug, D.	2009-2014	10	89.3	13	359	26	<b>13.81</b>	7/27	20.7	4.0
Power, J.	2010-2015	39	213.1	36	758	54	<b>14.04</b>	4/5	23.7	3.6
<b>Chesson, M.</b>	<b>2021-current</b>	<b>9</b>	<b>73</b>	<b>20</b>	<b>240</b>	<b>15</b>	<b>16.00</b>	<b>3/6</b>	<b>29.2</b>	<b>3.3</b>
Pope, K.	2016-2023	29	193.1	38	658	39	<b>16.87</b>	5/17	29.7	3.4
<b>Riggs, J.</b>	<b>2018-current</b>	<b>22</b>	<b>114.1</b>	<b>25</b>	<b>412</b>	<b>24</b>	<b>17.17</b>	<b>4/32</b>	<b>28.5</b>	<b>3.6</b>
Quinn, M.	2014-2017	22	133.4	18	442	25	<b>17.68</b>	3/15	32.1	3.3
Rich, A.	2013-2018	42	180.4	16	797	45	<b>17.71</b>	6/9	24.1	4.4
Kickel, M.	2012-2019	42	248.3	45	838	47	<b>17.83</b>	5/35	31.7	3.4
<b>Davis, G.</b>	<b>2016-current</b>	<b>20</b>	<b>112.1</b>	<b>20</b>	<b>430</b>	<b>24</b>	<b>17.92</b>	<b>4/21</b>	<b>28.0</b>	<b>3.8</b>

Yellow shading indicates a player who has played at least one game at this level in 2023/24

# BLCA Records – D-Grade



## BLCA D-Grade Batting Aggregate

Name	Career	M	I	NO	HS	Runs	Ave	100s	50s	0s
Werner, G.	2011-2017	17	17	6	166*	1145	104.09	4	8	1
<b>Riggs, Sam</b>	<b>2022-current</b>	<b>21</b>	<b>20</b>	<b>4</b>	<b>126*</b>	<b>636</b>	<b>39.75</b>	<b>1</b>	<b>4</b>	<b>0</b>
<b>Morrow, E.</b>	<b>2022-current</b>	<b>7</b>	<b>7</b>	<b>3</b>	<b>317*</b>	<b>607</b>	<b>151.75</b>	<b>2</b>	<b>2</b>	<b>0</b>
Freyer, M.	2016-2017	16	16	1	137	584	38.93	1	4	1
Horsburgh, M.	2010-2017	14	11	3	144	327	40.88	1	0	0
<b>Eckermann, I.</b>	<b>2022-current</b>	<b>6</b>	<b>6</b>	<b>0</b>	<b>147</b>	<b>214</b>	<b>35.67</b>	<b>1</b>	<b>0</b>	<b>1</b>
Kokot, A.	2011-2023	4	5	3	61*	204	102.00	0	1	0
Tavener, D.	2010-2012	21	18	1	41	195	11.47	0	0	2
Werner, I.	2016-2023	16	15	5	40	193	19.30	0	0	2
<b>East, Z.</b>	<b>2023-current</b>	<b>8</b>	<b>8</b>	<b>1</b>	<b>53</b>	<b>181</b>	<b>25.86</b>	<b>0</b>	<b>1</b>	<b>0</b>

*Yellow shading indicates a player who has played at least one game at this level in 2023/24*

*Green shading indicates a player who has played at least one game for the club in 2023/24*

## BLCA D-Grade Batting Average [minimum 100 runs]

Name	Career	M	I	NO	HS	Runs	Ave	100s	50s	0s
Donohoe, M.	2011-2012	1	1	0	159	159	159.00	1	0	0
<b>Morrow, E.</b>	<b>2022-current</b>	<b>7</b>	<b>7</b>	<b>3</b>	<b>317*</b>	<b>607</b>	<b>151.75</b>	<b>2</b>	<b>2</b>	<b>0</b>
Hartwell, J.	2010-2012	2	2	1	106	135	135.00	1	0	0
Werner, G.	2011-2017	17	17	6	166*	1145	104.09	4	8	1
Kokot, A.	2011-2023	4	5	3	61*	204	102.00	0	1	0
Wallwork, A.	2010-2012	4	4	1	51	139	46.33	0	1	0
Horsburgh, M.	2010-2017	14	11	3	144	327	40.88	1	0	0
<b>Riggs, Sam</b>	<b>2022-current</b>	<b>21</b>	<b>20</b>	<b>4</b>	<b>126*</b>	<b>636</b>	<b>39.75</b>	<b>1</b>	<b>4</b>	<b>0</b>
Freyer, M.	2016-2017	16	16	1	137	584	38.93	1	4	1
<b>Eckermann, I.</b>	<b>2022-current</b>	<b>6</b>	<b>6</b>	<b>0</b>	<b>147</b>	<b>214</b>	<b>35.67</b>	<b>1</b>	<b>0</b>	<b>1</b>

*Yellow shading indicates a player who has played at least one game at this level in 2023/24*

*Green shading indicates a player who has played at least one game for the club in 2023/24*

# BLCA Records – D-Grade



## BLCA D-Grade Bowling Aggregate

Name	Career	G	O	M	Runs	W	Ave	Best	Str	Eco
<b>Penna, B.</b>	<b>2022-current</b>	<b>19</b>	<b>130</b>	<b>16</b>	<b>523</b>	<b>37</b>	<b>14.14</b>	<b>7/28</b>	<b>21.1</b>	<b>4.0</b>
Sefton, S.	2010-2012	21	128.1	12	466	27	17.26	4/22	28.5	3.6
Horsburgh, M.	2010-2017	14	64.2	15	185	20	9.25	4/9	19.3	2.9
Freyer, M.	2016-2017	16	79	5	342	19	18.00	3/20	24.9	4.3
Joyce, J.	2016-2017	15	92	10	391	19	20.58	7/11	29.1	4.3
Scott, M.	2010-2012	25	122.3	9	520	18	28.89	4/13	40.8	4.2
Coldman, M.	2010-2023	17	100	14	335	17	19.71	4/29	35.3	3.4
Hill, D.	2016-2017	16	109	13	380	16	23.75	3/31	40.9	3.5
Pullman, A.	2022-2023	11	65	19	160	15	10.67	4/15	26.0	2.5
Smith, K.	2010-2012	17	58.2	2	314	15	20.93	3/24	23.3	5.4

Yellow shading indicates a player who has played at least one game at this level in 2023/24

Green shading indicates a player who has played at least one game for the club in 2023/24

## BLCA D-Grade Bowling Average [minimum 10 wickets]

Name	Career	G	O	M	Runs	W	Ave	Best	Str	Eco
Merritt, S.	2010-2012	5	28.1	6	80	10	8.00	5/16	16.9	2.8
Horsburgh, M.	2010-2017	14	64.2	15	185	20	9.25	4/9	19.3	2.9
Pullman, A.	2022-2023	11	65	19	160	15	10.67	4/15	26.0	2.5
Roberts, J.	2016-2023	14	45.4	5	162	12	13.50	4/15	22.8	3.5
<b>Penna, B.</b>	<b>2022-current</b>	<b>19</b>	<b>130</b>	<b>16</b>	<b>523</b>	<b>37</b>	<b>14.14</b>	<b>7/28</b>	<b>21.1</b>	<b>4.0</b>
Hajdu, Lewis	2016-2017	14	37.4	5	174	12	14.50	4/27	18.8	4.6
<b>Martin, B.</b>	<b>2023-current</b>	<b>9</b>	<b>58.2</b>	<b>6</b>	<b>175</b>	<b>11</b>	<b>15.91</b>	<b>2/10</b>	<b>31.8</b>	<b>3.0</b>
<b>Murch, L.</b>	<b>2023-current</b>	<b>7</b>	<b>48</b>	<b>5</b>	<b>203</b>	<b>12</b>	<b>16.92</b>	<b>4/39</b>	<b>24.0</b>	<b>4.2</b>
Sefton, S.	2010-2012	21	128.1	12	466	27	17.26	4/22	28.5	3.6
Freyer, M.	2016-2017	16	79	5	342	19	18.00	3/20	24.9	4.3

Yellow shading indicates a player who has played at least one game at this level in 2023/24

Green shading indicates a player who has played at least one game for the club in 2023/24

# BLCA Records –A2



## BLCA A2 Batting Aggregate

Name	Career	M	I	NO	HS	Runs	Ave	100s	50s	0s
Roberts, K.	2009-2023	120	116	14	121	<b>2878</b>	28.22	3	12	4
Wallwork, A.	2009-2023	109	104	11	127*	<b>2633</b>	28.31	2	11	8
Handtke, R.	2009-2015	36	35	4	105*	<b>1362</b>	43.94	1	12	1
Donohoe, M.	2009-2013	33	34	5	104	<b>1248</b>	43.03	2	10	1
Gum, N.	2009-2023	71	65	4	80	<b>1159</b>	19.00	0	5	8
Cheshire, S.	2014-2023	25	25	3	150	<b>1106</b>	50.27	2	7	1
Gray, V.	2009-2018	26	28	3	86*	<b>912</b>	36.48	0	8	2
Davis, G.	2009-2023	131	83	25	66	<b>822</b>	14.17	0	2	10
Kent, L.	2009-2018	52	49	11	53	<b>727</b>	19.13	0	2	5
Lee, Timothy E	2009-2012	36	35	1	74	<b>719</b>	21.15	0	1	2
Rule, K.	2013-2023	64	61	8	48	<b>686</b>	12.94	0	0	9
Hands, S.	2010-2020	22	22	1	108	<b>668</b>	31.81	1	3	0
Hill, L.	2012-2022	38	32	4	68*	<b>661</b>	23.61	0	4	4
Adams, D.	2015-2019	24	23	5	110*	<b>621</b>	34.50	1	2	3
Power, J.	2012-2015	24	28	0	66	<b>575</b>	20.54	0	4	5

Green shading indicates a player who has played at least one game for the club in 2023/24

## BLCA A2 Batting Average [minimum 450 runs]

Name	Career	M	I	NO	HS	Runs	Ave	100s	50s	0s
Koch, D.	2014-2019	17	15	6	148	498	<b>55.33</b>	2	1	1
Cheshire, S.	2014-2023	25	25	3	150	1106	<b>50.27</b>	2	7	1
Handtke, R.	2009-2015	36	35	4	105*	1362	<b>43.94</b>	1	12	1
Donohoe, M.	2009-2013	33	34	5	104	1248	<b>43.03</b>	2	10	1
Sibbick, J.	2020-2023	14	16	5	102	469	<b>42.64</b>	1	3	1
Fuller, B.	2015-2017	14	15	3	104	475	<b>39.58</b>	1	3	0
Gray, V.	2009-2018	26	28	3	86*	912	<b>36.48</b>	0	8	2
Adams, D.	2015-2019	24	23	5	110*	621	<b>34.50</b>	1	2	3
Hands, S.	2010-2020	22	22	1	108	668	<b>31.81</b>	1	3	0
Koch, S.	2011-2013	17	19	3	66	494	<b>30.88</b>	0	5	3
Freyer, M.	2017-2019	16	17	0	125	515	<b>30.29</b>	1	1	1
Wallwork, A.	2009-2023	109	104	11	127*	2633	<b>28.31</b>	2	11	8
Roberts, K.	2009-2023	120	116	14	121	2878	<b>28.22</b>	3	12	4
Robinson, C.	2013-2016	23	22	4	101	456	<b>25.33</b>	1	1	1
Hartwell, J.	2010-2012	19	22	2	72	500	<b>25.00</b>	0	2	3

Green shading indicates a player who has played at least one game for the club in 2023/24

# BLCA Records –A2



## BLCA A2 Bowling Aggregate

Name	Career	G	O	M	Runs	W	Ave	Best	Str	Eco
Davis, G.	2009-2023	131	1252.5	305	3446	<b>263</b>	13.10	7/24	28.6	2.8
Darlington, M.	2009-2020	92	657.2	117	2200	<b>145</b>	15.17	7/25	27.2	3.3
Kent, L.	2009-2018	52	349.5	67	1137	<b>95</b>	11.97	6/15	22.1	3.3
Gum, N.	2009-2023	71	387	86	1114	<b>90</b>	12.38	5/10	25.8	2.9
Lee, A.	2009-2012	43	320.5	83	842	<b>64</b>	13.16	5/24	30.1	2.6
Hill, L.	2012-2022	38	266	94	488	<b>51</b>	9.57	6/22	31.3	1.8
Pringle, R.	2012-2017	38	200.3	48	589	<b>43</b>	13.70	7/20	28.0	2.9
Muirhead, R.	2009-2014	29	201.1	43	538	<b>41</b>	13.12	3/3	29.4	2.7
Sheridan, J.	2012-2019	35	200.5	38	666	<b>39</b>	17.08	4/24	30.9	3.3
Coleman, A.	2019-2021	21	157	40	320	<b>38</b>	8.42	6/29	24.8	2.0
Traeger, A.	2017-2020	29	159	29	534	<b>38</b>	14.05	5/11	25.1	3.4
Smedley, J.	2010-2015	32	237.1	35	834	<b>37</b>	22.54	4/28	38.5	3.5
Rule, K.	2013-2023	64	169.2	4	833	<b>34</b>	24.50	6/34	29.9	4.9
Koch, S.	2011-2013	17	134.1	26	410	<b>32</b>	12.81	5/26	25.2	3.1
Robinson, C.	2013-2016	23	119	16	444	<b>32</b>	13.88	5/13	22.3	3.7

Green shading indicates a player who has played at least one game for the club in 2023/24

## BLCA A2 Bowling Average [minimum 20 wickets]

Name	Career	G	O	M	Runs	W	Ave	Best	Str	Eco
Coleman, A.	2019-2021	21	157	40	320	38	<b>8.42</b>	6/29	24.8	2.0
Balding, A.	2018-2019	12	98.3	26	243	28	<b>8.68</b>	7/9	21.1	2.5
Hill, L.	2012-2022	38	266	94	488	51	<b>9.57</b>	6/22	31.3	1.8
Sibbick, J.	2020-2023	14	136.2	43	326	30	<b>10.87</b>	6/41	27.3	2.4
Kent, L.	2009-2018	52	349.5	67	1137	95	<b>11.97</b>	6/15	22.1	3.3
Gum, N.	2009-2023	71	387	86	1114	90	<b>12.38</b>	5/10	25.8	2.9
Koch, S.	2011-2013	17	134.1	26	410	32	<b>12.81</b>	5/26	25.2	3.1
Davis, G.	2009-2023	131	1252.5	305	3446	263	<b>13.10</b>	7/24	28.6	2.8
Muirhead, R.	2009-2014	29	201.1	43	538	41	<b>13.12</b>	3/3	29.4	2.7
Lee, A.	2009-2012	43	320.5	83	842	64	<b>13.16</b>	5/24	30.1	2.6
Colbourne, J.	2020-2023	13	154.2	46	307	23	<b>13.35</b>	5/28	40.3	2.0
Pringle, R.	2012-2017	38	200.3	48	589	43	<b>13.70</b>	7/20	28.0	2.9
Robinson, C.	2013-2016	23	119	16	444	32	<b>13.88</b>	5/13	22.3	3.7
Traeger, A.	2017-2020	29	159	29	534	38	<b>14.05</b>	5/11	25.1	3.4
Darlington, M.	2009-2020	92	657.2	117	2200	145	<b>15.17</b>	7/25	27.2	3.3

Green shading indicates a player who has played at least one game for the club in 2023/24



# BLCA Records – A3



## BLCA A3 Batting Aggregate

Name	Career	M	I	NO	HS	Runs	Ave	100s	50s	0s
Wallwork, A.	2009-2023	25	25	4	156*	925	44.05	1	6	1
Gray, V.	2009-2023	35	35	2	79	857	25.97	0	5	3
Nottle, B.	2009-2013	33	31	1	89	804	26.80	0	7	4
Silvy, B.	2010-2012	21	23	1	79	656	29.82	0	3	2
Bennie, L.	2009-2013	26	27	4	73	642	27.91	0	5	1
Power, J.	2010-2013	30	27	2	126	623	24.92	1	1	0
<b>Kokot, A.</b>	<b>2011-current</b>	<b>12</b>	<b>15</b>	<b>5</b>	<b>156</b>	<b>579</b>	<b>57.90</b>	<b>1</b>	<b>3</b>	<b>1</b>
Cotton, M.	2010-2014	28	25	2	80*	473	20.57	0	3	3
Adams, D.	2016-2022	21	20	2	85*	462	25.67	0	4	3
<b>Sibbick, J.</b>	<b>2022-current</b>	<b>12</b>	<b>11</b>	<b>5</b>	<b>94</b>	<b>447</b>	<b>74.50</b>	<b>0</b>	<b>5</b>	<b>0</b>
<b>Rule, K.</b>	<b>2011-current</b>	<b>41</b>	<b>51</b>	<b>1</b>	<b>64</b>	<b>404</b>	<b>8.08</b>	<b>0</b>	<b>1</b>	<b>21</b>
Dehaan, P.	2010-2018	23	26	2	63	392	16.33	0	1	3
Kickel, M.	2012-2017	22	27	1	91	373	14.35	0	2	4
<b>Roberts, C.</b>	<b>2011-current</b>	<b>13</b>	<b>13</b>	<b>4</b>	<b>94</b>	<b>366</b>	<b>40.67</b>	<b>0</b>	<b>3</b>	<b>0</b>
Curnow, J.	2009-2014	41	38	10	74	329	11.75	0	1	9

*Yellow shading indicates a player who has played at least one game at this level in 2023/24*

*Green shading indicates a player who has played at least one game for the club in 2023/24*

## BLCA A3 Batting Average [minimum 250 runs]

Name	Career	M	I	NO	HS	Runs	Ave	100s	50s	0s
<b>Sibbick, J.</b>	<b>2022-current</b>	<b>12</b>	<b>11</b>	<b>5</b>	<b>94</b>	<b>447</b>	<b>74.50</b>	<b>0</b>	<b>5</b>	<b>0</b>
<b>Kokot, A.</b>	<b>2011-current</b>	<b>12</b>	<b>15</b>	<b>5</b>	<b>156</b>	<b>579</b>	<b>57.90</b>	<b>1</b>	<b>3</b>	<b>1</b>
Kent, L.	2011-2017	7	7	1	183	312	52.00	1	0	1
Hartwell, J.	2010-2013	5	5	0	106	252	50.40	1	1	0
Wallwork, A.	2009-2023	25	25	4	156*	925	44.05	1	6	1
<b>Roberts, C.</b>	<b>2011-current</b>	<b>13</b>	<b>13</b>	<b>4</b>	<b>94</b>	<b>366</b>	<b>40.67</b>	<b>0</b>	<b>3</b>	<b>0</b>
Chomik, M.	2010-2013	10	10	2	64*	294	36.75	0	2	1
Silvy, B.	2010-2012	21	23	1	79	656	29.82	0	3	2
Merritt, S.	2009-2012	11	11	2	103*	268	29.78	1	0	0
Bennie, L.	2009-2013	26	27	4	73	642	27.91	0	5	1
Nottle, B.	2009-2013	33	31	1	89	804	26.80	0	7	4
Gray, V.	2009-2023	35	35	2	79	857	25.97	0	5	3
Adams, D.	2016-2022	21	20	2	85*	462	25.67	0	4	3
Power, J.	2010-2013	30	27	2	126	623	24.92	1	1	0
Cotton, M.	2010-2014	28	25	2	80*	473	20.57	0	3	3

*Yellow shading indicates a player who has played at least one game at this level in 2023/24*

*Green shading indicates a player who has played at least one game for the club in 2023/24*

# BLCA Records – A3



## BLCA A3 Bowling Aggregate

Name	Career	G	O	M	Runs	W	Ave	Best	Str	Eco
<b>Coldman, M.</b>	<b>2010-current</b>	<b>61</b>	<b>437</b>	<b>77</b>	<b>1613</b>	<b>79</b>	<b>20.42</b>	<b>4/17</b>	<b>33.2</b>	<b>3.7</b>
Hinderwell, G.	2010-2012	29	295.1	78	599	76	7.88	7/29	23.3	2.0
Cotton, M.	2010-2014	28	230.1	64	587	55	10.67	7/9	25.1	2.6
Power, J.	2010-2013	30	193.2	36	674	48	14.04	4/5	24.2	3.5
Pope, K.	2016-2023	29	193.1	38	658	39	16.87	5/17	29.7	3.4
Hill, D.	2019-2023	31	201.2	37	759	36	21.08	3/8	33.6	3.8
Jug, D.	2009-2014	12	114.5	17	426	34	12.53	7/27	20.3	3.7
<b>Roberts, C.</b>	<b>2011-current</b>	<b>13</b>	<b>100</b>	<b>26</b>	<b>184</b>	<b>29</b>	<b>6.34</b>	<b>4/6</b>	<b>20.7</b>	<b>1.8</b>
<b>Rule, K.</b>	<b>2011-current</b>	<b>41</b>	<b>141.2</b>	<b>8</b>	<b>818</b>	<b>28</b>	<b>29.21</b>	<b>3/76</b>	<b>30.3</b>	<b>5.8</b>
<b>Roberts, J.</b>	<b>2017-current</b>	<b>27</b>	<b>143.2</b>	<b>21</b>	<b>544</b>	<b>27</b>	<b>20.15</b>	<b>4/15</b>	<b>31.9</b>	<b>3.8</b>
McLoughlin, J.	2009-2011	12	119.2	23	295	26	11.35	4/28	27.5	2.5
Kickel, M.	2012-2017	22	141.4	28	498	26	19.15	5/35	32.7	3.5
Adams, A.	2019-2023	34	138.3	14	636	25	25.44	3/0	33.2	4.6
<b>Sibbick, J.</b>	<b>2022-current</b>	<b>12</b>	<b>81.1</b>	<b>28</b>	<b>168</b>	<b>23</b>	<b>7.30</b>	<b>3/12</b>	<b>21.2</b>	<b>2.1</b>
Smedley, J.	2010-2012	13	94.2	19	276	23	12.00	4/8	24.6	2.9

Yellow shading indicates a player who has played at least one game at this level in 2023/24

Green shading indicates a player who has played at least one game for the club in 2023/24

## BLCA A3 Bowling Average [minimum 15 wickets]

Name	Career	G	O	M	Runs	W	Ave	Best	Str	Eco
<b>Roberts, C.</b>	<b>2011-current</b>	<b>13</b>	<b>100</b>	<b>26</b>	<b>184</b>	<b>29</b>	<b>6.34</b>	<b>4/6</b>	<b>20.7</b>	<b>1.8</b>
<b>Sibbick, J.</b>	<b>2022-current</b>	<b>12</b>	<b>81.1</b>	<b>28</b>	<b>168</b>	<b>23</b>	<b>7.30</b>	<b>3/12</b>	<b>21.2</b>	<b>2.1</b>
Hinderwell, G.	2010-2012	29	295.1	78	599	76	7.88	7/29	23.3	2.0
Cotton, M.	2010-2014	28	230.1	64	587	55	10.67	7/9	25.1	2.6
Merritt, S.	2009-2012	11	54.5	8	193	18	10.72	5/16	18.3	3.5
McLoughlin, J.	2009-2011	12	119.2	23	295	26	11.35	4/28	27.5	2.5
Smedley, J.	2010-2012	13	94.2	19	276	23	12.00	4/8	24.6	2.9
Jug, D.	2009-2014	12	114.5	17	426	34	12.53	7/27	20.3	3.7
Gray, V.	2009-2023	35	63.4	3	278	20	13.90	4/17	19.1	4.4
Power, J.	2010-2013	30	193.2	36	674	48	14.04	4/5	24.2	3.5
Pope, K.	2016-2023	29	193.1	38	658	39	16.87	5/17	29.7	3.4
<b>Rosenzweig, C.</b>	<b>2021-current</b>	<b>20</b>	<b>103.1</b>	<b>19</b>	<b>379</b>	<b>22</b>	<b>17.23</b>	<b>4/14</b>	<b>28.1</b>	<b>3.7</b>
Mann, F.	2019-2021	18	85.1	15	321	17	18.88	4/40	30.1	3.8
Rich, A.	2013-2018	17	102.5	10	399	21	19.00	6/9	29.4	3.9
Kickel, M.	2012-2017	22	141.4	28	498	26	19.15	5/35	32.7	3.5

Yellow shading indicates a player who has played at least one game at this level in 2023/24



## BLCA Records – A4

### BLCA A4 Batting Aggregate

Name	Career	M	I	NO	HS	Runs	Ave	100s	50s	0s
<b>Wallwork, A.</b>	<b>2010-current</b>	<b>31</b>	<b>30</b>	<b>7</b>	<b>121*</b>	<b>1055</b>	<b>45.87</b>	<b>1</b>	<b>9</b>	<b>0</b>
Werner, G.	2015-2019	18	18	6	110*	993	82.75	3	8	2
<b>Cheshire, S.</b>	<b>2014-current</b>	<b>12</b>	<b>12</b>	<b>1</b>	<b>145</b>	<b>593</b>	<b>53.91</b>	<b>2</b>	<b>3</b>	<b>0</b>
Freyer, M.	2016-2017	16	16	1	137	584	38.93	1	4	1
Kickel, D.	2014-2019	26	22	2	66	531	26.55	0	4	4
<b>Koch, D.</b>	<b>2015-current</b>	<b>12</b>	<b>11</b>	<b>1</b>	<b>148</b>	<b>523</b>	<b>52.30</b>	<b>1</b>	<b>3</b>	<b>0</b>
Gray, V.	2014-2016	22	18	2	65	497	31.06	0	3	0
Kickel, M.	2014-2019	20	18	5	86	436	33.54	0	3	1
<b>Newbound, B.</b>	<b>2015-current</b>	<b>23</b>	<b>21</b>	<b>3</b>	<b>84</b>	<b>399</b>	<b>22.17</b>	<b>0</b>	<b>2</b>	<b>2</b>
Horsburgh, M.	2010-2019	15	12	2	144	376	37.60	1	1	0
Doolan, S.	2014-2016	15	12	0	99	346	28.83	0	3	0
Nottle, B.	2014-2015	12	9	5	105*	298	74.50	1	1	1
<b>Riggs, J.</b>	<b>2018-current</b>	<b>15</b>	<b>14</b>	<b>2</b>	<b>54</b>	<b>293</b>	<b>24.42</b>	<b>0</b>	<b>1</b>	<b>1</b>
Rule, K.	2010-current	30	25	5	55	279	13.95	0	1	3
Hill, D.	2016-current	46	32	10	42	242	11.00	0	0	3

*Yellow shading indicates a player who has played at least one game at this level in 2023/24*

*Green shading indicates a player who has played at least one game for the club in 2023/24*

### BLCA A4 Batting Average [minimum 200 runs]

Name	Career	M	I	NO	HS	Runs	Ave	100s	50s	0s
Werner, G.	2015-2019	18	18	6	110*	993	<b>82.75</b>	3	8	2
Nottle, B.	2014-2015	12	9	5	105*	298	<b>74.50</b>	1	1	1
<b>Cheshire, S.</b>	<b>2014-current</b>	<b>12</b>	<b>12</b>	<b>1</b>	<b>145</b>	<b>593</b>	<b>53.91</b>	<b>2</b>	<b>3</b>	<b>0</b>
<b>Koch, D.</b>	<b>2015-current</b>	<b>12</b>	<b>11</b>	<b>1</b>	<b>148</b>	<b>523</b>	<b>52.30</b>	<b>1</b>	<b>3</b>	<b>0</b>
<b>Wallwork, A.</b>	<b>2010-current</b>	<b>31</b>	<b>30</b>	<b>7</b>	<b>121*</b>	<b>1055</b>	<b>45.87</b>	<b>1</b>	<b>9</b>	<b>0</b>
Freyer, M.	2016-2017	16	16	1	137	584	<b>38.93</b>	1	4	1
Horsburgh, M.	2010-2019	15	12	2	144	376	<b>37.60</b>	1	1	0
Kickel, M.	2014-2019	20	18	5	86	436	<b>33.54</b>	0	3	1
Gray, V.	2014-2016	22	18	2	65	497	<b>31.06</b>	0	3	0
Doolan, S.	2014-2016	15	12	0	99	346	<b>28.83</b>	0	3	0
Kickel, D.	2014-2019	26	22	2	66	531	<b>26.55</b>	0	4	4
<b>Riggs, J.</b>	<b>2018-current</b>	<b>15</b>	<b>14</b>	<b>2</b>	<b>54</b>	<b>293</b>	<b>24.42</b>	<b>0</b>	<b>1</b>	<b>1</b>
<b>Newbound, B.</b>	<b>2015-current</b>	<b>23</b>	<b>21</b>	<b>3</b>	<b>84</b>	<b>399</b>	<b>22.17</b>	<b>0</b>	<b>2</b>	<b>2</b>
Hassold, J.	2015-2019	13	13	0	42	239	<b>18.38</b>	0	0	0
Dehaan, P.	2010-2019	17	14	1	41	208	<b>16.00</b>	0	0	1

*Yellow shading indicates a player who has played at least one game at this level in 2023/24*

*Green shading indicates a player who has played at least one game for the club in 2023/24*

# BLCA Records – A4



## BLCA A4 Bowling Aggregate

Name	Career	G	O	M	Runs	W	Ave	Best	Str	Eco
<b>Hill, D.</b>	<b>2016-current</b>	<b>46</b>	<b>314.2</b>	<b>32</b>	<b>1251</b>	<b>48</b>	<b>26.06</b>	<b>3/13</b>	<b>39.3</b>	<b>4.0</b>
Doolan, S.	2014-2016	15	77.4	16	254	30	8.47	6/19	15.5	3.3
Horsburgh, M.	2010-2019	15	77.1	18	225	24	9.38	4/9	19.3	2.9
Gray, V.	2014-2016	22	63.4	4	246	24	10.25	4/20	15.9	3.9
Rich, A.	2014-2016	25	77.5	6	398	24	16.58	4/19	19.5	5.1
Quinn, M.	2014-2016	17	99.4	11	326	22	14.82	3/15	27.2	3.3
Roberts, J.	2016-2019	26	100.5	10	398	22	18.09	4/15	27.5	3.9
Kickel, M.	2014-2019	20	106.5	17	340	21	16.19	4/3	30.5	3.2
Hajdu, Lewis	2016-2019	23	80.4	10	381	21	18.14	4/27	23.0	4.7
Sefton, S.	2010-2011	14	71.1	6	289	20	14.45	4/22	21.4	4.1
Darlington, M.	2014-2016	14	88.5	23	209	19	11.00	4/10	28.1	2.4
Freyer, M.	2016-2017	16	79	5	342	19	18.00	3/20	24.9	4.3
Joyce, J.	2016-2017	15	92	10	391	19	20.58	7/11	29.1	4.3
<b>Riggs, J.</b>	<b>2018-current</b>	<b>15</b>	<b>72.1</b>	<b>15</b>	<b>284</b>	<b>18</b>	<b>15.78</b>	<b>4/32</b>	<b>24.1</b>	<b>3.9</b>
<b>Chesson, M.</b>	<b>2023-current</b>	<b>7</b>	<b>56</b>	<b>18</b>	<b>164</b>	<b>14</b>	<b>11.71</b>	<b>3/6</b>	<b>24.0</b>	<b>2.9</b>

Yellow shading indicates a player who has played at least one game at this level in 2023/24

Green shading indicates a player who has played at least one game for the club in 2023/24

## BLCA A4 Bowling Average [minimum 15 wickets]

Name	Career	G	O	M	Runs	W	Ave	Best	Str	Eco
Doolan, S.	2014-2016	15	77.4	16	254	30	<b>8.47</b>	6/19	15.5	3.3
Horsburgh, M.	2010-2019	15	77.1	18	225	24	<b>9.38</b>	4/9	19.3	2.9
Gray, V.	2014-2016	22	63.4	4	246	24	<b>10.25</b>	4/20	15.9	3.9
Darlington, M.	2014-2016	14	88.5	23	209	19	<b>11.00</b>	4/10	28.1	2.4
Sefton, S.	2010-2011	14	71.1	6	289	20	<b>14.45</b>	4/22	21.4	4.1
Quinn, M.	2014-2016	17	99.4	11	326	22	<b>14.82</b>	3/15	27.2	3.3
<b>Riggs, J.</b>	<b>2018-current</b>	<b>15</b>	<b>72.1</b>	<b>15</b>	<b>284</b>	<b>18</b>	<b>15.78</b>	<b>4/32</b>	<b>24.1</b>	<b>3.9</b>
Kickel, M.	2014-2019	20	106.5	17	340	21	<b>16.19</b>	4/3	30.5	3.2
Rich, A.	2014-2016	25	77.5	6	398	24	<b>16.58</b>	4/19	19.5	5.1
Freyer, M.	2016-2017	16	79	5	342	19	<b>18.00</b>	3/20	24.9	4.3
Roberts, J.	2016-2019	26	100.5	10	398	22	<b>18.09</b>	4/15	27.5	3.9
Hajdu, Lewis	2016-2019	23	80.4	10	381	21	<b>18.14</b>	4/27	23.0	4.7
Joyce, J.	2016-2017	15	92	10	391	19	<b>20.58</b>	7/11	29.1	4.3
<b>Hill, D.</b>	<b>2016-current</b>	<b>46</b>	<b>314.2</b>	<b>32</b>	<b>1251</b>	<b>48</b>	<b>26.06</b>	<b>3/13</b>	<b>39.3</b>	<b>4.0</b>

Yellow shading indicates a player who has played at least one game at this level in 2023/24

Green shading indicates a player who has played at least one game for the club in 2023/24

# BLCA Records – A5



## BLCA A5 Batting Aggregate

Name	Career	M	I	NO	HS	Runs	Ave	100s	50s	0s
Riggs, Sam	2022-current	21	20	4	126*	636	39.75	1	4	0
Morrow, E.	2022-current	7	7	3	317*	607	151.75	2	2	0
Eckermann, I.	2022-current	6	6	0	147	214	35.67	1	0	1
East, Z.	2023-current	8	8	1	53	181	25.86	0	1	0
Gattermayr, B.	2023-current	6	6	1	42	143	28.60	0	0	0
Sibbick, R.	2023-current	5	4	0	84	135	33.75	0	1	0
Pullman, A.	2022-2023	11	9	4	58	129	25.80	0	1	0
Kokot, A.	2022-2023	3	3	2	47	128	128.00	0	0	0
Tappert, L.	2022-2023	5	3	0	76	88	29.33	0	1	1
Martin, B.	2023-current	9	6	2	32	84	21.00	0	0	1

*Yellow shading indicates a player who has played at least one game at this level in 2023/24*

*Green shading indicates a player who has played at least one game for the club in 2023/24*

## BLCA A5 Batting Average [minimum 100 runs]

Name	Career	M	I	NO	HS	Runs	Ave	100s	50s	0s
Morrow, E.	2022-current	7	7	3	317*	607	151.75	2	2	0
Kokot, A.	2022-2023	3	3	2	47	128	128.00	0	0	0
Riggs, Sam	2022-current	21	20	4	126*	636	39.75	1	4	0
Eckermann, I.	2022-current	6	6	0	147	214	35.67	1	0	1
Sibbick, R.	2023-current	5	4	0	84	135	33.75	0	1	0
Gattermayr, B.	2023-current	6	6	1	42	143	28.60	0	0	0
East, Z.	2023-current	8	8	1	53	181	25.86	0	1	0
Pullman, A.	2022-2023	11	9	4	58	129	25.80	0	1	0

*Yellow shading indicates a player who has played at least one game at this level in 2023/24*

*Green shading indicates a player who has played at least one game for the club in 2023/24*

# BLCA Records – A5



## BLCA A5 Bowling Aggregate

Name	Career	G	O	M	Runs	W	Ave	Best	Str	Eco
Penna, B.	2022-current	19	130	16	523	37	14.14	7/28	21.1	4.0
Pullman, A.	2022-2023	11	65	19	160	15	10.67	4/15	26.0	2.5
Murch, L.	2023-current	7	48	5	203	12	16.92	4/39	24.0	4.2
Martin, B.	2023-current	9	58.2	6	175	11	15.91	2/10	31.8	3.0
East, Z.	2023-current	8	48	5	181	8	22.63	3/49	36.0	3.8
Eckermann, I.	2022-current	6	34	3	136	7	19.43	3/26	29.1	4.0
Riggs, Sam	2022-current	21	44	8	177	5	35.40	3/3	52.8	4.0
Riggs, J.	2022-2023	1	8	1	14	4	3.50	4/14	12.0	1.8
Spangler, M.	2023-current	4	10	1	51	4	12.75	3/12	15.0	5.1
Coleman, A.	2022-2023	5	31	8	69	4	17.25	3/12	46.5	2.2

Yellow shading indicates a player who has played at least one game at this level in 2023/24

Green shading indicates a player who has played at least one game for the club in 2023/24

## BLCA A5 Bowling Average [minimum 10 wickets]

Name	Career	G	O	M	Runs	W	Ave	Best	Str	Eco
Pullman, A.	2022-2023	11	65	19	160	15	10.67	4/15	26.0	2.5
Penna, B.	2022-current	19	130	16	523	37	14.14	7/28	21.1	4.0
Martin, B.	2023-current	9	58.2	6	175	11	15.91	2/10	31.8	3.0
Murch, L.	2023-current	7	48	5	203	12	16.92	4/39	24.0	4.2

Yellow shading indicates a player who has played at least one game at this level in 2023/24

Green shading indicates a player who has played at least one game for the club in 2023/24

# T20 Records



## T20 Batting Aggregate

Name	Career	M	I	NO	HS	Runs	Ave	100s	50s	0s
Diener, J.	2016-2023	7	7	0	63	166	23.71	0	1	0
Kreutner, Z.	2017-2023	6	6	2	45	140	35.00	0	0	0
Werner, I.	2018-2023	4	4	0	55	135	33.75	0	1	0
Hands, S.	2017-2018	2	2	0	98	101	50.50	0	1	0
Handtke, R.	2016-2023	8	7	0	26	70	10.00	0	0	0
McLean, C.	2016-2017	1	1	1	47*	47	-	0	0	0
O'Brien, W.	2022-2023	3	3	0	38	40	13.33	0	0	1
Morrow, E.	2016-2018	5	4	1	15	30	10.00	0	0	0
Sibbick, J.	2022-2023	1	1	1	24*	24	-	0	0	0
Koch, D.	2018-2023	2	1	0	23	23	23.00	0	0	0
Roberts, C.	2016-2023	6	4	3	18*	23	23.00	0	0	0
Hoppo, D.	2022-2023	3	3	0	8	20	6.67	0	0	0
Hill, L.	2016-2023	5	2	0	15	19	9.50	0	0	0
Werner, G.	2016-2019	5	4	2	8*	18	9.00	0	0	1
Grainger-Balding, T.	2017-2018	2	1	0	17	17	17.00	0	0	0

Green shading indicates a player who has played at least one game for the club in 2023/24

## T20 Bowling Aggregate

Name	Career	G	O	M	Runs	W	Ave	Best	Str	Eco
Handtke, R.	2016-2023	8	26	0	132	13	10.15	4/17	12.0	5.1
Roberts, C.	2016-2023	6	16.4	1	86	11	7.82	4/8	9.1	5.2
Hill, S.	2016-2018	5	20	0	81	10	8.10	3/14	12.0	4.0
Diener, J.	2016-2023	7	28	2	157	10	15.70	3/22	16.8	5.6
Hill, L.	2016-2023	5	16	1	76	6	12.67	2/8	16.0	4.8
Hajdu, Luke	2018-2023	5	17	1	117	6	19.50	2/20	17.0	6.9
McCafferty, J.	2022-2023	1	4	1	16	4	4.00	4/16	6.0	4.0
Frackowski, A.	2016-2017	2	2	0	9	3	3.00	3/9	4.0	4.5
Hands, S.	2017-2018	2	3	0	21	3	7.00	3/21	6.0	7.0
Ryan, Wyatt	2018-2019	2	6.3	0	29	3	9.67	3/13	13.0	4.5
Robinson, C.	2016-2017	1	4	0	6	2	3.00	2/6	12.0	1.5
Kickel, D.	2016-2017	2	4	0	11	2	5.50	2/11	12.0	2.8
Gum, N.	2016-2019	3	8	0	33	2	16.50	1/16	24.0	4.1
Grainger-Balding, T.	2017-2018	2	8	0	64	2	32.00	1/25	24.0	8.0
O'Brien, W.	2022-2023	3	11	1	80	2	40.00	1/20	33.0	7.3

Green shading indicates a player who has played at least one game for the club in 2023/24

**NOTE:** T20 records relate to the separate T20 competition and do not include T20 games in the regular season.

# Club Records – Highest Scores and Best Bowling



## Top 10 Individual Scores - Club

Player	Score	Opponent	Season	Competition	Grade	Team
<b>E.Morrow</b>	<b>317*</b>	<b>Freeling</b>	<b>2023/24</b>	<b>BLCA</b>	<b>A5</b>	<b>D-Grade</b>
C.Roberts	199	Para Teachers	2002/03	PDCA	Grade 2	A-Grade
<b>J.Diener</b>	<b>194</b>	<b>Mallala</b>	<b>2023/24</b>	<b>BLCA</b>	<b>A1</b>	<b>A-Grade</b>
L.Kent	183	Greenock	2012/13	BLCA	A3	C-Grade
J.Diener	180	Freeling	2018/19	BLCA	A1	A-Grade
EW Warner	176	One Tree Hill	1967/68	PDCA	Grade 5	A-Grade
J.Diener	173	Angaston	2015/16	BLCA	A1	A-Grade
G.Werner	166*	Lyndoch	2011/12	BLCA	A3	D-Grade
A.Harris	161*	Elizabeth Fields	2001/02	PDCA	Grade 2	A-Grade
B.Fuller	160	Nuriootpa	2009/10	BLCA	A1	A-Grade

Yellow shading indicates performance is from 2023/24

Green shading indicates a player who has played at least one game for the club in 2023/24

## Best Scores - Grade

Player	Score	Opponent	Season	Competition	Grade	Team
C.Roberts	199	Para Teachers	2002/03	PDCA	Grade 2	A-Grade
<b>A.Kokot</b>	<b>156</b>	<b>Tanunda</b>	<b>2023/24</b>	<b>BLCA</b>	<b>A3</b>	<b>B-Grade</b>
L.Kent	183	Greenock	2012/13	BLCA	A3	C-Grade
<b>E.Morrow</b>	<b>317*</b>	<b>Freeling</b>	<b>2023/24</b>	<b>BLCA</b>	<b>A5</b>	<b>D-Grade</b>

Yellow shading indicates performance is from 2023/24

Green shading indicates a player who has played at least one game for the club in 2023/24

## Top 10 Best Bowling - Club

Player	Score	Opponent	Season	Competition	Grade	Team
C.Lee	10/69	Eastern Park	1999/00	PDCA	Grade 2	A-Grade
G.Bellchambers	9/13	Roseworthy-Freeling	1968/69	PDCA	Grade 5	A-Grade
R.Bellchambers	8/1	Boarder Park	1963/64	PDCA	Grade 4?	A-Grade
K.Cook	8/12	Eastern Park Football	1996/97	PDCA	Grade 3	A-Grade
P.Bergen	8/21	Roseworthy-Freeling	1971/72	PDCA	Grade 5	A-Grade
J.Diener	8/21	Mallala	2018/19	BLCA	A1	A-Grade
G.Davis	8/28	Two Wells	2007/08	PDCA	Grade 7	C-Grade
G.Davis	8/36	Smithfield	2006/07	PDCA	Grade 8	C-Grade
WJ Warner	8/45	?	1983	PDCA	Grade 3	A-Grade
B.Grant	8/60	?	2000	PDCA	Grade 6	B-Grade

Green shading indicates a player who has played at least one game for the club in 2023/24

## Best Bowling - Grade

Player	Score	Opponent	Season	Competition	Grade	Team
C.Lee	10/69	Eastern Park	1999/00	PDCA	Grade 2	A-Grade
B.Grant	8/60	?	2000	PDCA	Grade 6	B-Grade
G.Davis	8/28	Two Wells	2007/08	PDCA	Grade 7	C-Grade
J.Joyce	7/11	Mallala	2016/17	BLCA	A4	D-Grade

Green shading indicates a player who has played at least one game for the club in 2023/24



# Club Records – Best Seasons



## Most Runs in a Season - Club

Season	Player	Runs	Ave
2016/17	Werner, G.	986	82.17
2015/16	Diener, J.	783	41.21
2007/08	Burden, M.	777	43.17
2018/19	Koch, D.	754	83.78
1992/93	Gray, Shane	741	74.10
<b>2023/24</b>	<b>Cheshire, S.</b>	<b>731</b>	<b>52.21</b>
2002/03	Ratcliffe, L.	728	45.50
2001/02	Harris, A.	725	51.79
2010/11	Donohoe, M.	659	54.92
1980/81	Bergen, K.	647	46.21

*Yellow shading – figures are from current season*

*Green shading – player has played for the club this season*

## Most Wickets in a Season - Club

Season	Player	Wkts	Ave
1971/72	Warner, EW	77	6.67
2009/10	Roberts, C.	47	11.15
1961/62	Bellchambers, R.	46	12.17
2011/12	Cotton, M.	44	7.16
1972/73	Warner, EW	44	9.16
2011/12	Hinderwell, G.	42	8.02
2010/11	Davis, G.	41	7.90
1976/77	Bergen, G.	41	10.29
2007/08	Roberts, C.	41	11.56
1968/69	Bellchambers, G.	40	11.88

*Green shading – player has played for the club this season*

# BLCA Records – Best Seasons



## Most Runs in a Season BLCA - Club

Season	Player	Runs	Ave
2016/17	Werner, G.	986	82.17
2015/16	Diener, J.	783	41.21
2018/19	Koch, D.	754	83.78
<b>2023/24</b>	<b>Cheshire, S.</b>	<b>731</b>	<b>52.21</b>
2010/11	Donohoe, M.	659	54.92
2012/13	Kokot, A.	631	39.44
2015/16	Fuller, B.	624	48.00
2017/18	Diener, J.	614	43.86
2014/15	Handtke, R.	600	66.67
2016/17	Freyer, M.	594	39.60

**Yellow shading – figures are from current season**

*Green shading – player has played for the club this season*

## Best Batting Average in a Season BLCA - Club

Season	Player	Runs	Ave
<b>2023/24</b>	<b>Morrow, E.</b>	<b>564</b>	<b>112.80</b>
2018/19	Koch, D.	754	83.78
2016/17	Werner, G.	986	82.17
2014/15	Nottle, B.	298	74.50
<b>2023/24</b>	<b>Sibbick, J.</b>	<b>354</b>	<b>70.80</b>
2014/15	Handtke, R.	600	66.67
2022/23	Diener, J.	444	63.43
2011/12	Werner, G.	377	62.83
2010/11	Werner, G.	370	61.67
2021/22	Handtke, R.	493	61.63
2022/23	Diener, J.	486	60.75

**Yellow shading – figures are from current season**

*Green shading – player has played for the club this season*

# BLCA Records – Best Seasons



## Most Wickets in a Season BLCA - Club

Season	Player	Wkts	Ave
2009/10	Roberts, C.	47	11.15
2011/12	Cotton, M.	44	7.16
2011/12	Hinderwell, G.	42	8.02
2010/11	Davis, G.	41	7.90
2015/16	Hill, S.	38	13.37
2015/16	Diener, J.	38	17.37
2017/18	Handtke, R.	37	10.68
<b>2023/24</b>	<b>Diener, J.</b>	<b>37</b>	<b>11.78</b>
2011/12	Davis, G.	36	12.39
2016/17	Darlington, M.	35	10.89

*Yellow shading – figures are from current season*

*Green shading – player has played for the club this season*

## Best Bowling Average in a Season BLCA - Club

Season	Player	Wkts	Ave
<b>2023/24</b>	<b>Roberts, C.</b>	<b>26</b>	<b>6.23</b>
2011/12	Cotton, M.	44	7.16
2020/21	Coleman, A.	27	7.19
<b>2023/24</b>	<b>Sibbick, J.</b>	<b>23</b>	<b>7.30</b>
2020/21	Hill, L.	26	7.45
2010/11	Hinderwell, G.	34	7.71
2010/11	Davis, G.	41	7.90
2011/12	Hinderwell, G.	42	8.02
2015/16	Doolan, S.	26	8.81
2018/19	Balding, A.	33	8.88

*Yellow shading – figures are from current season*

*Green shading – player has played for the club this season*

# BLCA Records – Best Seasons



## Most Runs in a Season BLCA – A-Grade / A1

Season	Player	Runs	Ave
2015/16	Diener, J.	783	41.21
2012/13	Kokot, A.	631	39.44
2012/13	Burden, M.	584	34.35
2017/18	Diener, J.	574	47.83
2009/10	Fuller, B.	530	40.77

*Green shading – player has played for the club this season*

## Best Batting Average in a Season BLCA – A-Grade / A1

Season	Player	Runs	Ave
2022/23	Diener, J.	469	78.17
2021/22	Handtke, R.	493	61.63
<b>2023/24</b>	<b>Diener, J.</b>	<b>520</b>	<b>52.00</b>
2010/11	Werner, G.	305	50.83
2017/18	Diener, J.	574	47.83

*Yellow shading – figures are from current season*

*Green shading – player has played for the club this season*

## Most Wickets in a Season BLCA – A-Grade / A1

Season	Player	Wkts	Ave
2009/10	Roberts, C.	47	11.15
2015/16	Hill, S.	38	13.37
2015/16	Diener, J.	38	17.37
<b>2023/24</b>	<b>Diener, J.</b>	<b>37</b>	<b>11.78</b>
<b>2023/24</b>	<b>Handtke, R.</b>	<b>35</b>	<b>14.14</b>

*Yellow shading – figures are from current season*

*Green shading – player has played for the club this season*

## Best Bowling Average in a Season BLCA – A-Grade / A1

Season	Player	Wkts	Ave
<b>2023/24</b>	<b>Riggs, J.</b>	<b>18</b>	<b>8.61</b>
2018/19	Handtke, R.	29	8.90
2019/20	Roberts, C.	25	9.40
2022/23	Handtke, R.	18	10.00
2018/19	Diener, J.	31	10.10

*Yellow shading – figures are from current season*

*Green shading – player has played for the club this season*

# BLCA Records – Best Seasons



## Most Runs in a Season BLCA – B-Grade

Season	Player	Runs	Ave
2010/11	Donohoe, M.	659	54.92
2014/15	Handtke, R.	600	66.67
2019/20	Wallwork, A.	474	43.09
<b>2023/24</b>	<b>Kokot, A.</b>	<b>470</b>	<b>58.75</b>
2013/14	Gray, V.	466	38.83

*Yellow shading – figures are from current season*

*Green shading – player has played for the club this season*

## Best Batting Average in a Season BLCA – B-Grade

Season	Player	Runs	Ave
2018/19	Koch, D.	316	316.00
2015/16	Fuller, B.	260	130.00
2020/21	Sibbick, J.	160	80.00
<b>2023/24</b>	<b>Sibbick, J.</b>	<b>354</b>	<b>70.80</b>
2014/15	Handtke, R.	600	66.67

*Yellow shading – figures are from current season*

*Green shading – player has played for the club this season*

## Most Wickets in a Season BLCA – B-Grade

Season	Player	Wkts	Ave
2010/11	Davis, G.	40	7.83
2011/12	Davis, G.	36	12.39
2016/17	Darlington, M.	35	10.89
2009/10	Kent, L.	33	10.36
2015/16	Pringle, R.	31	9.48

*Green shading – player has played for the club this season*

## Best Bowling Average in a Season BLCA – B-Grade

Season	Player	Wkts	Ave
<b>2023/24</b>	<b>Roberts, C.</b>	<b>26</b>	<b>6.23</b>
2020/21	Coleman, A.	26	6.81
<b>2023/24</b>	<b>Sibbick, J.</b>	<b>23</b>	<b>7.30</b>
2020/21	Hill, L.	22	7.45
2010/11	Davis, G.	40	7.83

*Yellow shading – figures are from current season*

*Green shading – player has played for the club this season*

# BLCA Records – Best Seasons



## Most Runs in a Season BLCA – C-Grade

Season	Player	Runs	Ave
<b>2023/24</b>	<b>Cheshire, S.</b>	<b>547</b>	<b>68.38</b>
2016/17	Wallwork, A.	512	46.55
2011/12	Silvy, B.	419	27.93
2018/19	Koch, D.	415	59.29
2011/12	Nottle, B.	400	28.57

*Yellow shading – figures are from current season*

*Green shading – player has played for the club this season*

## Best Batting Average in a Season BLCA – C-Grade

Season	Player	Runs	Ave
2014/15	Nottle, B.	298	74.50
<b>2023/24</b>	<b>Cheshire, S.</b>	<b>547</b>	<b>68.38</b>
2012/13	Cordes, K.	192	64.00
2018/19	Koch, D.	415	59.29
2020/21	Morrow, E.	169	56.33

*Yellow shading – figures are from current season*

*Green shading – player has played for the club this season*

## Most Wickets in a Season BLCA – C-Grade

Season	Player	Wkts	Ave
2011/12	Cotton, M.	44	7.16
2011/12	Hinderwell, G.	42	8.02
2010/11	Hinderwell, G.	34	7.71
2011/12	Power, J.	30	11.17
2015/16	Doolan, S.	26	8.81

## Best Bowling Average in a Season BLCA – C-Grade

Season	Player	Wkts	Ave
2011/12	Cotton, M.	44	7.16
2010/11	Hinderwell, G.	34	7.71
2011/12	Hinderwell, G.	42	8.02
2010/11	McLoughlin, J.	16	8.50
2015/16	Doolan, S.	26	8.81



## BLCA Records – Best Seasons

### Most Runs in a Season

#### BLCA – D-Grade

Season	Player	Runs	Ave
2016/17	Werner, G.	979	89.00
2016/17	Freyer, M.	584	38.93
<b>2023/24</b>	<b>Morrow, E.</b>	<b>544</b>	<b>136.00</b>
<b>2023/24</b>	<b>Riggs, Sam</b>	<b>362</b>	<b>36.20</b>
2016/17	Horsburgh, M.	287	41.00

*Yellow shading – figures are from current season*

### Best Batting Average in a Season

#### BLCA – D-Grade

Season	Player	Runs	Ave
<b>2023/24</b>	<b>Morrow, E.</b>	<b>544</b>	<b>136.00</b>
2016/17	Werner, G.	979	89.00
2022/23	Riggs, Sam	274	45.67
<b>2023/24</b>	<b>Eckermann, I.</b>	<b>214</b>	<b>42.80</b>
2016/17	Horsburgh, M.	287	41.00

*Yellow shading – figures are from current season*

*Green shading – player has played for the club this season*

### Most Wickets in a Season

#### BLCA – D-Grade

Season	Player	Wkts	Ave
<b>2023/24</b>	<b>Penna, B.</b>	<b>27</b>	<b>11.96</b>
2010/11	Sefton, S.	20	14.45
2016/17	Freyer, M.	19	18.00
2016/17	Joyce, J.	19	20.58
2016/17	Horsburgh, M.	16	11.00

*Yellow shading – figures are from current season*

### Best Bowling Average in a Season

#### BLCA – D-Grade

Season	Player	Wkts	Ave
2022/23	Pullman, A.	15	10.67
2016/17	Horsburgh, M.	16	11.00
<b>2023/24</b>	<b>Penna, B.</b>	<b>27</b>	<b>11.96</b>
2010/11	Sefton, S.	20	14.45
2016/17	Freyer, M.	19	18.00

*Yellow shading – figures are from current season*

*Green shading – player has played for the club this season*

# BLCA Records – Best Seasons



## Most Runs in a Season BLCA – A2

Season	Player	Runs	Ave
2010/11	Donohoe, M.	659	54.92
2014/15	Handtke, R.	600	66.67
2019/20	Wallwork, A.	474	43.09
2013/14	Gray, V.	466	38.83
2019/20	Roberts, K.	460	41.82

*Green shading – player has played for the club this season*

## Best Batting Average in a Season BLCA – A2

Season	Player	Runs	Ave
2018/19	Koch, D.	316	316.00
2015/16	Fuller, B.	260	130.00
2020/21	Sibbick, J.	160	80.00
2014/15	Handtke, R.	600	66.67
2020/21	Lewendon, A.	256	64.00

*Green shading – player has played for the club this season*

## Most Wickets in a Season BLCA – A2

Season	Player	Wkts	Ave
2010/11	Davis, G.	40	7.83
2011/12	Davis, G.	36	12.39
2016/17	Darlington, M.	35	10.89
2009/10	Kent, L.	33	10.36
2015/16	Pringle, R.	31	9.48

*Green shading – player has played for the club this season*

## Best Bowling Average in a Season BLCA – A2

Season	Player	Wkts	Ave
2020/21	Coleman, A.	26	6.81
2020/21	Hill, L.	22	7.45
2010/11	Davis, G.	40	7.83
2015/16	Gum, N.	23	7.83
2018/19	Balding, A.	28	8.68

*Green shading – player has played for the club this season*



# BLCA Records – Best Seasons



## Most Runs in a Season BLCA – A3

Season	Player	Runs	Ave
2016/17	Wallwork, A.	512	46.55
<b>2023/24</b>	<b>Kokot, A.</b>	<b>470</b>	<b>58.75</b>
2011/12	Silvy, B.	419	27.93
2011/12	Nottle, B.	400	28.57
<b>2023/24</b>	<b>Sibbick, J.</b>	<b>354</b>	<b>70.80</b>

*Yellow shading – figures are from current season*

*Green shading – player has played for the club this season*

## Best Batting Average in a Season BLCA – A3

Season	Player	Runs	Ave
<b>2023/24</b>	<b>Sibbick, J.</b>	<b>354</b>	<b>70.80</b>
2012/13	Cordes, K.	192	64.00
<b>2023/24</b>	<b>Kokot, A.</b>	<b>470</b>	<b>58.75</b>
2020/21	Morrow, E.	169	56.33
2010/11	Merritt, S.	154	51.33

*Yellow shading – figures are from current season*

*Green shading – player has played for the club this season*

## Most Wickets in a Season BLCA – A3

Season	Player	Wkts	Ave
2011/12	Cotton, M.	44	7.16
2011/12	Hinderwell, G.	42	8.02
2010/11	Hinderwell, G.	34	7.71
2011/12	Power, J.	30	11.17
<b>2023/24</b>	<b>Roberts, C.</b>	<b>26</b>	<b>6.23</b>

*Yellow shading – figures are from current season*

## Best Bowling Average in a Season BLCA – A3

Season	Player	Wkts	Ave
<b>2023/24</b>	<b>Roberts, C.</b>	<b>26</b>	<b>6.23</b>
2011/12	Cotton, M.	44	7.16
<b>2023/24</b>	<b>Sibbick, J.</b>	<b>23</b>	<b>7.30</b>
2010/11	Hinderwell, G.	34	7.71
2011/12	Hinderwell, G.	42	8.02

*Yellow shading – figures are from current season*

# BLCA Records – Best Seasons



## Most Runs in a Season BLCA – A4

Season	Player	Runs	Ave
2016/17	Werner, G.	979	89.00
2016/17	Freyer, M.	584	38.93
<b>2023/24</b>	<b>Cheshire, S.</b>	<b>547</b>	<b>68.38</b>
2018/19	Koch, D.	415	59.29
<b>2023/24</b>	<b>Wallwork, A.</b>	<b>384</b>	<b>48.00</b>

*Yellow shading – figures are from current season*

*Green shading – player has played for the club this season*

## Best Batting Average in a Season BLCA – A4

Season	Player	Runs	Ave
2016/17	Werner, G.	979	89.00
2014/15	Nottle, B.	298	74.50
<b>2023/24</b>	<b>Cheshire, S.</b>	<b>547</b>	<b>68.38</b>
2018/19	Koch, D.	415	59.29
2018/19	Wallwork, A.	253	50.60

*Yellow shading – figures are from current season*

*Green shading – player has played for the club this season*

## Most Wickets in a Season BLCA – A4

Season	Player	Wkts	Ave
2015/16	Doolan, S.	26	8.81
2010/11	Sefton, S.	20	14.45
2015/16	Rich, A.	19	16.26
2016/17	Freyer, M.	19	18.00
2016/17	Joyce, J.	19	20.58

## Best Bowling Average in a Season BLCA – A4

Season	Player	Wkts	Ave
2015/16	Doolan, S.	26	8.81
2015/16	Gray, V.	16	9.19
2015/16	Darlington, M.	18	10.22
2016/17	Horsburgh, M.	16	11.00
2010/11	Sefton, S.	20	14.45

# BLCA Records – Best Seasons



## Most Runs in a Season BLCA – A5

Season	Player	Runs	Ave
2023/24	Morrow, E.	544	136.00
2023/24	Riggs, Sam	362	36.20
2022/23	Riggs, Sam	274	45.67
2023/24	Eckermann, I.	214	42.80
2023/24	East, Z.	181	25.86

*Yellow shading – figures are from current season*

*Green shading – player has played for the club this season*

## Best Batting Average in a Season BLCA – A5

Season	Player	Runs	Ave
2023/24	Morrow, E.	544	136.00
2022/23	Riggs, Sam	274	45.67
2023/24	Eckermann, I.	214	42.80
2023/24	Riggs, Sam	362	36.20
2023/24	East, Z.	181	25.86

*Yellow shading – figures are from current season*

*Green shading – player has played for the club this season*

## Most Wickets in a Season BLCA – A5

Season	Player	Wkts	Ave
2023/24	Penna, B.	27	11.96
2022/23	Pullman, A.	15	10.67
2023/24	Murch, L.	12	16.92
2023/24	Martin, B.	11	15.91
2022/23	Penna, B.	10	20.00

*Yellow shading – figures are from current season*

*Green shading – player has played for the club this season*

## Best Bowling Average in a Season BLCA – A5

Season	Player	Wkts	Ave
2022/23	Pullman, A.	15	10.67
2023/24	Penna, B.	27	11.96

*Yellow shading – figures are from current season*

*Green shading – player has played for the club this season*

# Club Records – Partnerships



## Club

Wicket	Runs	Batters (Score)		Opponents	Season	Grade
1st.	336	EW Warner (176)	& G.Bellchambers (140)	One Tree Hill	1967/68	A-Grade
2nd.	167	A.Wallwork (83)	& K.Roberts (121)	Truro	2019/20	B-Grade
3rd.	238	E.Morrow (317*)	& A.Adams (19*)	Freeling	2023/24	D-Grade
4th.	166	J.Diener (153)	& H.Roberts (46*)	Lyndoch	2023/24	A-Grade
5th.	183	B.Fuller (67)	& L.Ratcliffe (122)	Nuriootpa	2011/12	A-Grade
6th.	167	D Koch (124rh) / K Pope (3)	& G.Davis (60)	Gawler Central	2018/19	B-Grade
7th.	137	B.Green	& B.Winder	CD Rugby	1995/96	C-Grade
8th.	141	V.Gray (112)	& B.Rodgers (45)	South Gawler	1991/92	A-Grade
9th.	143	G.Bergen (63*)	& K.Bergen (101*)	One Tree Hill	1973/74	A-Grade
10th.	95	J.Diener (194)	& R.Stork (9*)	Mallala	2023/24	A-Grade

## A-Grade

Wicket	Runs	Batters (Score)		Opponents	Season
1st.	336	EW Warner (176)	& G.Bellchambers (140)	One Tree Hill	1967/68
2nd.	164	J.Diener (180)	& S.Hands (55)	Freeling	2018/19
3rd.	209	G.Bergen (82)	& K.Bergen (146*)	Mallala	1976/77
4th.	166	J.Diener (153)	& H.Roberts (46*)	Lyndoch	2023/24
5th.	183	B.Fuller (67)	& L.Ratcliffe (122)	Nuriootpa	2011/12
6th.	156	J.Darlington	& K.Malcolm	Riverside	1996/97
7th.	134	S.Oats (126)	& A.Bellchambers	Salisbury North	1983/84
8th.	141	V.Gray (112)	& B.Rodgers (45)	South Gawler	1991/92
9th.	143	G.Bergen (63*)	& K.Bergen (101*)	One Tree Hill	1973/74
10th.	95	J.Diener (194)	& R.Stork (9*)	Mallala	2023/24

## B-Grade

Wicket	Runs	Batters (Score)		Opponents	Season
1st.	186	B.Fuller (104rh)	& S.Hands (108rh)	Willaston	2015/16
2nd.	167	A.Wallwork (83)	& K.Roberts (121)	Truro	2019/20
3rd.	171	J.Sibbick (94)	& C.Roberts (94)	Light Pass	2023/24
4th.	135	V.Gray	& R.Freer	Elizabeth	1983/84
5th.	148	J.Thorpe	& C.Lee	Virginia	1991/92
6th.	167	D Koch (124rh) / K Pope (3)	& G.Davis (60)	Gawler Central	2018/19
7th.	92	B.Perry	& M.Darlington	CD Rugby	2001/02
8th.	90	S.Gray	& G.Smith	ATCO	1983/84
9th.	123	G.Hissey (jnr)	& S.Howell	Parafield Gardens	1980/81
10th.	74	M.Darlington	& T.Neville	Brahma Lodge	2003/04

# Club Records – Partnerships



## C-Grade

Wicket	Runs	Batters (Score)		Opponents	Season
1st.	192	A.Martin	& K.Malcolm	Northern Wolves	2006/07
2nd.	149	S.Cheshire (101)	& A.Wallwork (57*)	Long Plains	2023/24
3rd.	173	R.Thomas (105)	& J.Power (93)	Nuriootpa	2011/12
4th.	140	L.Kent (183)	& K.Cordes (39)	Greenock	2012/13
5th.	108	L.Bennie (35)	& B.Nottle (73)	Light Pass	2009/10
6th.	76	L.Kent (183)	& T.Brown (11)	Greenock	2012/13
7th.	137	B.Green	& B.Winder	CD Rugby	1995/96
8th.	61	P.Dehaan (36*)	& A.Mitchell (24*)	Gawler Central	2018/19
9th.	55	J.Smedley (49*)	& J.McLoughlin (25)	Tanunda White	2010/11
10th.	67	B.Tingey	& R.Woods	Smithfield	2002/03

## D-Grade

Wicket	Runs	Batters (Score)		Opponents	Season
1st.	175	M.Freyer (137)	& G.Werner (79)	Gilbert Valley	2016/17
2nd.	103	S.Riggs (77)	& B.Gattermayr (38*)	Light Pass	2023/24
3rd.	238	E.Morrow (317*)	& A.Adams (19*)	Freeling	2023/24
4th.	113	B.Francis (73*)	& B.Gattermayr (42)	Light Pass	2023/24
5th.	118	R.Sibbick (84)	& B.Martin (32)	Gawler Central	2023/24
6th.	49	J.Hartwell (29*)	& C.Brittain (18*)	Gilbert Valley	2010/11
7th.	63	N.Reidman (64)	& M.Horsburgh (28*)	Gilbert Valley	2011/12
8th.	35	B.Grant (8)	& M.Scott (10*)	South Gawler	2010/11
9th.	24	D.Taverner (28)	& L.Goodman (9)	Truro	2011/12
10th.	38	E.Morrow (135*)	& B.Dalwood (9)	Angaston	2023/24

# BLCA Records – Partnerships



## BLCA – Club

Wicket	Runs	Batters (Score)		Opponents	Season	Grade
1st.	186	B.Fuller (104rh)	& S.Hands (108rh)	Willaston	2015/16	B-Grade
2nd.	167	A.Wallwork (83)	& K.Roberts (121)	Truro	2019/20	B-Grade
3rd.	238	E.Morrow (317*)	& A.Adams (19*)	Freeling	2023/24	D-Grade
4th.	166	J.Diener (153)	& H.Roberts (46*)	Lyndoch	2023/24	A-Grade
5th.	183	B.Fuller (67)	& L.Ratcliffe (122)	Nuriootpa	2011/12	A-Grade
6th.	167	D Koch (124rh) / K Pope (3)	& G.Davis (60)	Gawler Central	2018/19	B-Grade
7th.	116	D.Koch (91)	& F.Mann (32)	Angaston	2019/20	C-Grade
8th.	105	C.Roberts (72)	& R.Horsburgh (35*)	Gilbert Valley	2019/20	A-Grade
9th.	82	M.Donohoe (91)	& A.Kokot (27*)	Kapunda	2009/10	A-Grade
10th.	95	J.Diener (194)	& R.Stork (9*)	Mallala	2023/24	A-Grade

## BLCA – A-Grade

Wicket	Runs	Batters (Score)		Opponents	Season
1st.	174	Z.Kreutner (74)	& W.O'Brien (115)	South Gawler (GF)	2023/24
2nd.	164	J.Diener (180)	& S.Hands (55)	Freeling	2018/19
3rd.	166	J.Diener (173)	& S.Longman (89*)	Angaston	2015/16
4th.	166	J.Diener (153)	& H.Roberts (46*)	Lyndoch	2023/24
5th.	183	B.Fuller (67)	& L.Ratcliffe (122)	Nuriootpa	2011/12
6th.	138	R.Handtke (104*)	& Wilson Ryan (33)	Nuriootpa	2021/22
7th.	103	C.Roberts (89)	& W.O'Brien (12)	Angaston	2019/20
8th.	105	C.Roberts (72)	& R.Horsburgh (35*)	Gilbert Valley	2019/20
9th.	82	M.Donohoe (91)	& A.Kokot (27*)	Kapunda	2009/10
10th.	95	J.Diener (194)	& R.Stork (9*)	Mallala	2023/24

## BLCA – B-Grade

Wicket	Runs	Batters (Score)		Opponents	Season
1st.	186	B.Fuller (104rh)	& S.Hands (108rh)	Willaston	2015/16
2nd.	167	A.Wallwork (83)	& K.Roberts (121)	Truro	2019/20
3rd.	171	J.Sibbick (94)	& C.Roberts (94)	Light Pass	2023/24
4th.	120	A.Wallwork (69*)	& S.Koch (66)	Nuriootpa	2012/13
5th.	117	S.Hands (79)	& L.Hill (52)	Tanunda	2019/20
6th.	167	D Koch (124rh) / K Pope (3)	& G.Davis (60)	Gawler Central	2018/19
7th.	86	A.Wallwork (73)	& N.Goodman (41)	Angaston	2011/12
8th.	39	M.Chomik (35)	& J.Sheridan (9)	Truro A1R	2013/14
9th.	39	K.Rule (16)	& M.Darlington (26)	Angaston	2016/17
9th.	39	A.Pullman (28*)	& J.Roberts	Angaston	2023/24
10th.	68	M.Chesson (36*)	& M.McLoughlin (29)	Gawler Central	2022/23

# BLCA Records – Partnerships



## BLCA – C-Grade

Wicket	Runs	Batters (Score)		Opponents	Season
1st.	142	S.Cheshire (72)	& B.Newbound (66*)	Greenock	2023/24
2nd.	149	S.Cheshire (101)	& A.Wallwork (57*)	Long Plains	2023/24
3rd.	173	R.Thomas (105)	& J.Power (93)	Nuriootpa	2011/12
4th.	140	L.Kent (183)	& K.Cordes (39)	Greenock	2012/13
5th.	108	L.Bennie (35)	& B.Nottle (73)	Light Pass	2009/10
6th.	76	L.Kent (183)	& T.Brown (11)	Greenock	2012/13
7th.	116	D.Koch (91)	& F.Mann (32)	Angaston	2019/20
8th.	61	P.Dehaan (36*)	& A.Mitchell (24*)	Gawler Central	2018/19
9th.	55	J.Smedley (49*)	& J.McLoughlin (25)	Tanunda White	2010/11
10th.	44	A.Wallwork (156*)	& F.Broadbent (6*)	Willaston	2022/23

## BLCA – D-Grade

Wicket	Runs	Batters (Score)		Opponents	Season
1st.	175	M.Freyer (137)	& G.Werner (79)	Gilbert Valley	2016/17
2nd.	103	S.Riggs (77)	& B.Gattermayr (38*)	Light Pass	2023/24
3rd.	238	E.Morrow (317*)	& A.Adams (19*)	Freeling	2023/24
4th.	113	B.Francis (73*)	& B.Gattermayr (42)	Light Pass	2023/24
5th.	118	R.Sibbick (84)	& B.Martin (32)	Gawler Central	2023/24
6th.	49	J.Hartwell (29*)	& C.Brittain (18*)	Gilbert Valley	2010/11
7th.	63	N.Reidman (64)	& M.Horsburgh (28*)	Gilbert Valley	2011/12
8th.	35	B.Grant (8)	& M.Scott (10*)	South Gawler	2010/11
9th.	24	D.Taverner (28)	& L.Goodman (9)	Truro	2011/12
10th.	38	E.Morrow (135*)	& B.Dalwood (9)	Angaston	2023/24